

STOXX® EUROPE EX TOBACCO INDUSTRY NEUTRAL ESG 200 INDEX

Index description

The STOXX Regional Excluding Tobacco Industry Neutral ESG indices track the performance of the leading companies with regard to Environmental, Social and Governance criteria, based on ESG indicators based on a transparent rating model as provided by Sustainalytics, while excluding the sub-sector Tobacco.

STOXX will exclude the companies that Sustainalytics considers to be non-compliant with the Sustainalytics Global Standards Screening assessment as well as companies identified to be involved with controversial weapons. Additionally, the sub-sector Tobacco (ICB Code 45103010) is also excluded.

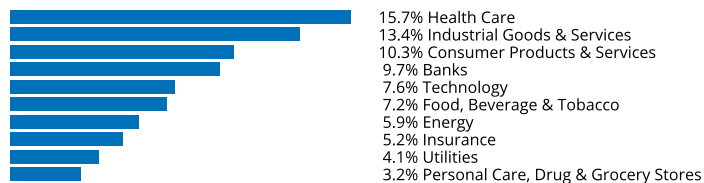
Key facts

- » Derived from STOXX broad, yet liquid broad indices to ensure tradability.
- » As the indices are derived from those well-known broad indices, investor can easily use it for benchmark purposes.
- » Exclude companies that Sustainalytics considers to be non-compliant with the Sustainalytics Global Standards Screening assessment as well as companies identified to be involved with controversial weapons.
- » Exclude the sub-sector Tobacco.
- » Reliable, independent data source: Sustainalytics.

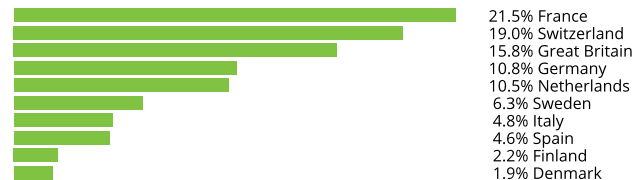
Descriptive statistics

Index	Market cap (EUR bn.)		Components (EUR bn.)				Component weight (%)		Turnover (%)
	Full	Free-float	Mean	Median	Largest	Smallest	Largest	Smallest	Last 12 months
STOXX Europe Ex Tobacco Industry Neutral ESG 200 Index	5,512.9	4,301.6	21.9	9.4	273.6	0.4	6.4	0.0	29.8
STOXX Europe 600 Index	12,633.1	9,875.0	16.5	5.7	294.3	1.3	3.0	0.0	3.4

Supersector weighting (top 10)



Country weighting



Risk and return figures¹

Index returns	Return (%)					Annualized return (%)				
	Last month	YTD	1Y	3Y	5Y	Last month	YTD	1Y	3Y	5Y
STOXX Europe Ex Tobacco Industry Neutral ESG 200 Index	2.1	10.7	18.2	38.7	47.6	N/A	N/A	18.3	11.6	8.2
STOXX Europe 600 Index	2.4	11.4	17.2	40.3	41.6	N/A	N/A	17.3	12.1	7.3
Index volatility and risk	Annualized volatility (%)					Annualized Sharpe ratio ²				
STOXX Europe Ex Tobacco Industry Neutral ESG 200 Index	10.4	12.7	14.9	16.0	17.8	N/A	N/A	0.9	0.7	0.5
STOXX Europe 600 Index	10.3	12.4	14.5	15.7	17.9	N/A	N/A	0.9	0.7	0.4
Index to benchmark	Correlation					Tracking error (%)				
STOXX Europe Ex Tobacco Industry Neutral ESG 200 Index	1.0	1.0	1.0	1.0	1.0	1.9	2.0	2.3	2.2	2.2
Index to benchmark	Beta					Annualized information ratio				
STOXX Europe Ex Tobacco Industry Neutral ESG 200 Index	1.0	1.0	1.0	1.0	1.0	-1.8	-0.6	0.4	-0.2	0.4

¹ For information on data calculation, please refer to STOXX calculation reference guide.

² Based on EURIBOR1M

(EUR, gross return), all data as of Jun. 30, 2023

SUSTAINABILITY INDICES

STOXX® EUROPE EX TOBACCO INDUSTRY NEUTRAL ESG 200

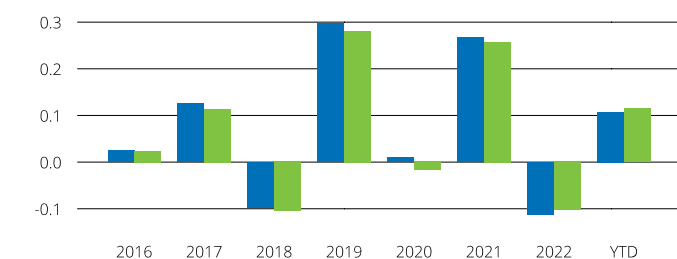
Fundamentals (for last 12 months)

Index	Price/earnings incl. negative		Price/earnings excl. negative		Price/ book	Dividend yield (%) ³	Price/ sales	Price/ cash flow
	Trailing	Projected	Trailing	Projected	Trailing	Trailing	Trailing	Trailing
STOXX Europe Ex Tobacco Industry Neutral ESG 200 Index	17.2	13.8	15.7	13.7	2.0	3.7	1.4	7.5
STOXX Europe 600 Index	15.7	13.2	13.8	12.9	1.9	3.8	1.2	7.1

Performance and annual returns⁴

— STOXX® Europe Ex Tobacco Industry Neutral ESG 200 Index

— STOXX® Europe 600 Index



■ STOXX® Europe Ex Tobacco Industry Neutral ESG 200 Index

■ STOXX® Europe 600 Index

Methodology

The STOXX Regional Excluding Tobacco Industry Neutral ESG indices are selected from the STOXX Global 1800 universe, excluding the sub-sector Tobacco (ICB Code 45103010). STOXX will exclude the companies that Sustainalytics considers to be non-compliant with the Sustainalytics Global Standards Screening assessment as well as companies identified to be involved with controversial weapons. The indices are created by selecting companies with an Environmental (E), Social (S) and Governance (G) score ≥ 50 . A capping algorithm is applied to calculate component weights so that the ICB Industry weight of the index is similar to the ICB Industry weight of the Benchmark.

Additionally, for the Europe Excluding Tobacco version there are 2 further indices selecting the 200 and 250 companies with the highest Total Rating Score. For the North America Excluding Tobacco version there are also 2 further indices, selecting the 150 and 200 companies with the highest Total Rating Score. The Total Rating Score is provided by Sustainalytics.

Versions and symbols

Index	ISIN	Symbol	Bloomberg	Reuters
Gross Return EUR	CH0342946875	SXEXT2EG		.SXEXT2EG
Net Return EUR	CH0342946560	SXEXT2EN		.SXEXT2EN
Net Return EUR	CH0342946560	SXEXT2EN		.SXEXT2EN
Price EUR	CH0342946818	SXEXT2EP		.SXEXT2EP
Gross Return USD	CH0342947097	SXEXT2UG		.SXEXT2UG
Gross Return USD	CH0342947097	SXEXT2UG		.SXEXT2UG
Net Return USD	CH0342947006	SXEXT2UN		.SXEXT2UN
Net Return USD	CH0342947006	SXEXT2UN		.SXEXT2UN
Price USD	CH0342947196	SXEXT2UP		.SXEXT2UP
Price USD	CH0342947196	SXEXT2UP		.SXEXT2UP

Complete list available here: www.stoxx.com/data/vendor_codes.html

Quick facts

Weighting	Free Float Market Cap
Cap factor	Capping on ICB Industry level
No. of components	Variable
Review frequency	Components: Annually. Shares, Free Float and Cap Factor:
Calculation/distribution	See vendor code sheet
Calculation hours	End-of-day
Base value/base date	100 on Sep. 24, 2012
History	As of Sep. 24, 2012
Inception date	Nov. 16, 2016

To learn more about the inception date, the currency, the calculation hours and historical values, please see our data vendor code sheet.

CONTACT DETAILS

STOXX customer support | P +41 43 430 7272 | customersupport@stoxx.com | <https://qontigo.com/support/>

DISCLAIMER

STOXX, Deutsche Boerse Group (DBAG) and their licensors, research partners or data providers do not make any warranties or representations, express or implied, with respect to the timeliness, sequence, accuracy, completeness, currentness, merchantability, quality or fitness for any particular purpose of its index data and exclude any liability in connection therewith. STOXX, DBAG and their licensors, research partners or data providers are not providing investment advice through the publication of indices or in connection therewith. In particular, the inclusion of a company in an index, its weighting, or the exclusion of a company from an index, does not in any way reflect an opinion of STOXX, DBAG or their licensors, research partners or data providers on the merits of that company. Financial instruments based on the STOXX® indices, DAX® indices or on any other indices supported by STOXX are in no way sponsored, endorsed, sold or promoted by STOXX, DBAG or their licensors, research partners or data providers.

BACKTESTED PERFORMANCE

This document contains index performance data based on backtesting, i.e. calculations of how the index might have performed prior to launch if it had existed using the same index methodology and based on historical constituents. Backtested performance information is purely hypothetical and is provided in this document solely for information purposes. Backtested performance does not represent actual performance and should not be interpreted as an indication of actual performance.

CUSTOMIZATION

The index can be used as a basis for the definition of STOXX® Customized Indices, which can be tailored to specific client or mandate needs. STOXX offers customization in almost unlimited forms for example in terms of component selection, weighting schemes and personalized calculation methodologies.

³ gr. div. yield is calculated as gr. return index return minus price index return

⁴ STOXX data from Sep. 24, 2012 to Jun. 30, 2023

(EUR, gross return), all data as of Jun. 30, 2023

STOXX® EUROPE EX TOBACCO INDUSTRY NEUTRAL ESG 200 INDEX

Top 10 Components⁵

Company	Supersector	Country	Weight (%)
NOVARTIS	Health Care	Switzerland	6.36
ASML HLDG	Technology	Netherlands	4.11
DSM FIRMENICH AG	Food, Beverage & Tobacco	Netherlands	4.00
SANOFI	Health Care	France	3.72
SCHNEIDER ELECTRIC	Industrial Goods & Services	France	3.31
L'OREAL	Consumer Products & Services	France	3.28
Essity B	Personal Care, Drug & Grocery Stores	Sweden	3.25
CIE FINANCIERE RICHEMONT	Consumer Products & Services	Switzerland	2.57
HERMES INTERNATIONAL	Consumer Products & Services	France	2.22
GSK	Health Care	Great Britain	2.19

⁵ Based on the composition as of Jun. 30, 2023
