

# STOXX® GLOBAL CLIMATE AWARENESS EX GLOBAL COMPACT AND CONTROVERSIAL WEAPONS INDEX

## Index description

The STOXX Climate Awareness Ex Global Compact and Controversial Weapons indices include companies with CDP Performance Bands A to C- (pre-2016 Performance Band A to C). Band A and A- includes companies that are seen as leading companies in terms of climate change: these companies are disclosing particular 'actions' which mark them as leaders, as well as high scores across all other levels of the CDP Scoring matrix. Scoring requires detailed company-specific explanations. Band B & B- includes companies that 'manage' climate change: companies seek evidence of climate actions implemented and requires company-specific understanding of climate change related issues. Band C and C- identifies companies who have looked at implications of climate change for, and on, their business and recognizes a high level, contextual knowledge of environmental issues.

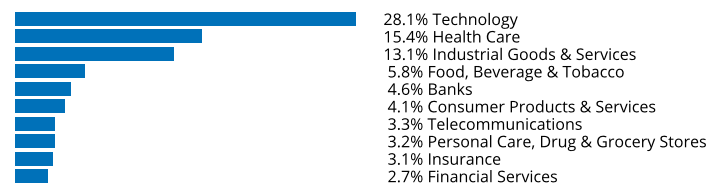
The indices exclude companies who are in contravention of Sustainalytics Global Standards Screening assessment or are involved in Controversial Weapons activities, as identified by Sustainalytics.

Additionally, stocks from ICB subsector Coal (ICB Code 60101040) are also excluded.


## Descriptive statistics

Index	Market cap (EUR bn.)		Components (EUR bn.)				Component weight (%)		Turnover (%)
	Full	Free-float	Mean	Median	Largest	Smallest	Largest	Smallest	Last 12 months
STOXX Global Climate Awareness Ex Global Compact and Controversial Weapons	N/A	101,627.9	81.6	25.2	5302.4	0.3	5.2	0.0	12.8
STOXX Global 1800 Index	57,683.7	52,286.5	29.0	10.2	2,660.8	1.3	5.1	0.0	2.7

## Supersector weighting (top 10)



## Country weighting



## Risk and return figures<sup>1</sup>

Index returns	Return (%)					Annualized return (%)				
	Last month	YTD	1Y	3Y	5Y	Last month	YTD	1Y	3Y	5Y
STOXX Global Climate Awareness Ex Global Compact and Controversial Weapons	3.2	13.9	16.1	50.5	75.7	N/A	N/A	16.2	14.7	12.1
STOXX Global 1800 Index	3.7	12.5	14.1	45.3	67.3	N/A	N/A	14.3	13.4	11.0
Index volatility and risk	Annualized volatility (%)					Annualized Sharpe ratio <sup>2</sup>				
STOXX Global Climate Awareness Ex Global Compact and Controversial Weapons	8.7	11.2	14.1	13.8	17.2	N/A	N/A	0.9	1.0	0.7
STOXX Global 1800 Index	8.8	11.7	14.8	14.5	17.6	N/A	N/A	0.7	0.9	0.6
Index to benchmark	Correlation					Tracking error (%)				
STOXX Global Climate Awareness Ex Global Compact and Controversial Weapons	1.0	1.0	1.0	1.0	1.0	1.4	1.7	1.9	2.1	1.9
Index to benchmark	Beta					Annualized information ratio				
STOXX Global Climate Awareness Ex Global Compact and Controversial Weapons	1.0	1.0	0.9	0.9	1.0	-3.7	1.4	0.8	0.5	0.5

<sup>1</sup> For information on data calculation, please refer to STOXX calculation reference guide.

<sup>2</sup> Based on EURIBOR1M

(EUR, gross return), all data as of Jun. 30, 2023

## THEME INDICES

## STOXX® GLOBAL CLIMATE AWARENESS EX GLOBAL COMPACT

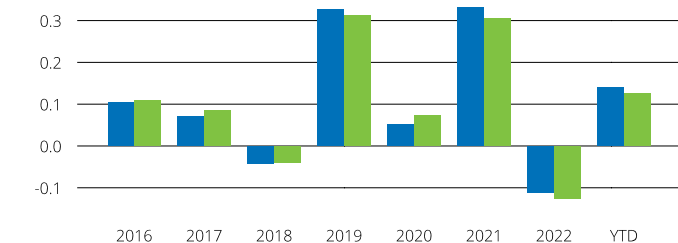
## Fundamentals (for last 12 months)

Index	Price/earnings incl. negative		Price/earnings excl. negative		Price/ book	Dividend yield (%) <sup>3</sup>	Price/ sales	Price/ cash flow
	Trailing	Projected	Trailing	Projected	Trailing	Trailing	Trailing	Trailing
STOXX Global Climate Awareness Ex Global Compact and Controversial Weapons	24.3	18.8	21.8	18.6	3.3	2.5	2.0	12.6
STOXX Global 1800 Index	23.7	18.3	19.7	18.0	0.1	2.5	1.9	10.8

Performance and annual returns<sup>4</sup>

— STOXX® Global Climate Awareness Ex Global Compact and Controversial Weapons Index

— STOXX® Global 1800 Index



■ STOXX® Global Climate Awareness Ex Global Compact and Controversial Weapons Index

■ STOXX® Global 1800 Index

## Methodology

The STOXX Climate Awareness Ex Global Compact and Controversial Weapons indices are selected from the STOXX Global 1800 universe, excluding stocks from ICB subsector Coal (ICB Code 60101040). Only companies with CDP Performance Bands A to C- (pre-2016 Performance Band A to C) are considered. STOXX will exclude the companies that Sustainalytics considers to be non-compliant with the Sustainalytics Global Standards Screening assessment as well as companies identified to be involved with Controversial Weapons.

## Versions and symbols

Index	ISIN	Symbol	Bloomberg	Reuters
Gross Return EUR	CH0355795631	SXGCAEG		.SXGCAEG
Gross Return EUR	CH0355795631	SXGCAEG		.SXGCAEG
Gross Return EUR	CH0355795631	SXGCAEG		.SXGCAEG
Net Return EUR	CH0355795961	SXGCAEN	SXGCAEN INDEX	.SXGCAEN
Net Return EUR	CH0355795961	SXGCAEN	SXGCAEN INDEX	.SXGCAEN
Net Return EUR	CH0355795961	SXGCAEN	SXGCAEN INDEX	.SXGCAEN
Price EUR	CH0355796456	SXGCAEP		.SXGCAEP
Price EUR	CH0355796456	SXGCAEP		.SXGCAEP
Gross Return USD	CH0355795532	SXGCAUG	SXGCAUG INDEX	.SXGCAUG
Gross Return USD	CH0355795532	SXGCAUG	SXGCAUG INDEX	.SXGCAUG

Complete list available here: [www.stoxx.com/data/vendor\\_codes.html](http://www.stoxx.com/data/vendor_codes.html)

## Quick facts

Weighting	Price weighted with a weight factor based on the free-float market
Cap factor	5% on component level
No. of components	Variable
Review frequency	Components: Annually. Shares, Free Float and Weight Factor:
Calculation/distribution	See vendor code sheet
Calculation hours	End-of-day
Base value/base date	100 on Dec. 24, 2012
Inception date	Mar. 7, 2017
To learn more about the inception date, the currency, the calculation hours and historical values, please see our data vendor code sheet	

## CONTACT DETAILS

STOXX customer support | P +41 43 430 7272 | [customersupport@stoxx.com](mailto:customersupport@stoxx.com) | <https://qontigo.com/support/>

## DISCLAIMER

STOXX, Deutsche Boerse Group (DBAG) and their licensors, research partners or data providers do not make any warranties or representations, express or implied, with respect to the timeliness, sequence, accuracy, completeness, currentness, merchantability, quality or fitness for any particular purpose of its index data and exclude any liability in connection therewith. STOXX, DBAG and their licensors, research partners or data providers are not providing investment advice through the publication of indices or in connection therewith. In particular, the inclusion of a company in an index, its weighting, or the exclusion of a company from an index, does not in any way reflect an opinion of STOXX, DBAG or their licensors, research partners or data providers on the merits of that company. Financial instruments based on the STOXX® indices, DAX® indices or on any other indices supported by STOXX are in no way sponsored, endorsed, sold or promoted by STOXX, DBAG or their licensors, research partners or data providers.

## BACKTESTED PERFORMANCE

This document contains index performance data based on backtesting, i.e. calculations of how the index might have performed prior to launch if it had existed using the same index methodology and based on historical constituents. Backtested performance information is purely hypothetical and is provided in this document solely for information purposes. Backtested performance does not represent actual performance and should not be interpreted as an indication of actual performance.

## CUSTOMIZATION

The index can be used as a basis for the definition of STOXX® Customized Indices, which can be tailored to specific client or mandate needs. STOXX offers customization in almost unlimited forms for example in terms of component selection, weighting schemes and personalized calculation methodologies.

<sup>3</sup> gr. div. yield is calculated as gr. return index return minus price index return

<sup>4</sup> STOXX data from Dec. 24, 2012 to Jun. 30, 2023

(EUR, gross return), all data as of Jun. 30, 2023

## THEME INDICES

STOXX® GLOBAL CLIMATE AWARENESS EX GLOBAL COMPACT AND  
CONTROVERSIAL WEAPONS INDEXTop 10 Components<sup>5</sup>

Company	Supersector	Country	Weight (%)
Apple Inc.	Technology	United States	5.22
Microsoft Corp.	Technology	United States	5.08
NVIDIA Corp.	Technology	United States	2.80
ALPHABET CLASS C	Technology	United States	1.90
META PLATFORMS CLASS A	Technology	United States	1.72
UnitedHealth Group Inc.	Health Care	United States	1.21
Johnson & Johnson	Health Care	United States	1.15
Eli Lilly & Co.	Health Care	United States	1.05
VISA Inc. Cl A	Industrial Goods & Services	United States	1.04
Procter & Gamble Co.	Personal Care, Drug & Grocery Stores	United States	0.93

<sup>5</sup> Based on the composition as of Jun. 30, 2023