

# STOXX® GLOBAL EXTENDED INFRASTRUCTURE 100 INDEX

## Index description

The STOXX Global Extended Infrastructure 100 Index gives a diversified representation of the infrastructure sector. The index represents a fixed number of 100 infrastructure companies and suppliers to the infrastructure sector. To be a part of the eligible universe, 50% or more of the recent annual revenue of a company has to directly result from infrastructure business and/or supplying goods or services to companies in the infrastructure sector.

## Key facts

» The index covers not only infrastructure asset owners but also suppliers to infrastructure companies. Due to heavy government ownership of infrastructure assets, public investment exposure to this sector has been limited

» By including a well-balanced group of asset owners and suppliers, the index gives investors a wider range of opportunities to profit from the infrastructure supply chain

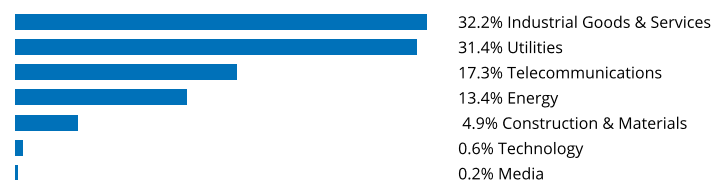
» The identification of the index universe will be performed by an external independent party, Revere Data, LLC (San Francisco, USA), to guarantee transparent and independent stock selection

» To get a well-diversified sector allocation and a good representation of the infrastructure companies, the largest seven stocks of each sector measured by free-float market cap are chosen


## Descriptive statistics

Index	Market cap (EUR bn.)		Components (EUR bn.)				Component weight (%)		Turnover (%)
	Full	Free-float	Mean	Median	Largest	Smallest	Largest	Smallest	Last 12 months
STOXX Global Extended Infrastructure 100 Index	2,012.6	1,799.1	18.0	9.3	157.6	1.8	8.8	0.1	7.8
STOXX Global 200 Index	32,963.0	30,877.4	154.4	95.8	2,660.8	4.0	8.6	0.0	5.8

## Supersector weighting (top 10)



## Country weighting



## Risk and return figures<sup>1</sup>

Index returns	Return (%)					Annualized return (%)				
	Last month	YTD	1Y	3Y	5Y	Last month	YTD	1Y	3Y	5Y
STOXX Global Extended Infrastructure 100 Index	2.7	2.7	0.0	27.8	45.1	N/A	N/A	0.0	8.6	7.8
STOXX Global 200 Index	3.5	16.2	15.5	47.0	80.0	N/A	N/A	15.6	13.8	12.6
Index volatility and risk	Annualized volatility (%)					Annualized Sharpe ratio <sup>2</sup>				
STOXX Global Extended Infrastructure 100 Index	8.3	12.0	14.1	13.4	17.0	N/A	N/A	-0.1	0.6	0.4
STOXX Global 200 Index	9.4	12.6	16.1	15.9	18.9	N/A	N/A	0.7	0.8	0.6
Index to benchmark	Correlation					Tracking error (%)				
STOXX Global Extended Infrastructure 100 Index	0.2	0.8	0.8	0.8	0.9	11.2	8.4	9.4	10.6	9.8
Index to benchmark	Beta					Annualized information ratio				
STOXX Global Extended Infrastructure 100 Index	0.2	0.7	0.7	0.6	0.8	-0.8	-3.0	-1.6	-0.5	-0.5

<sup>1</sup> For information on data calculation, please refer to STOXX calculation reference guide.

<sup>2</sup> Based on EURIBOR1M

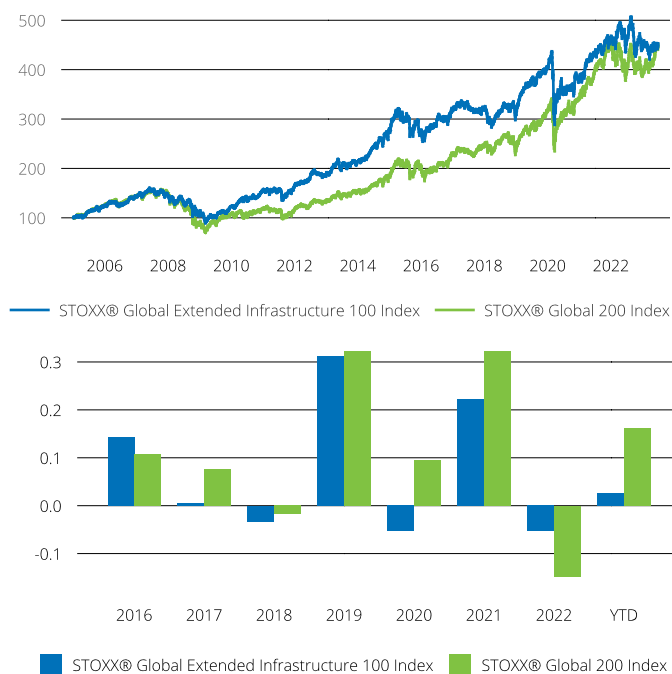
(EUR, net return), all data as of Jun. 30, 2023

## THEME INDICES

## STOXX® GLOBAL EXTENDED INFRASTRUCTURE 100 INDEX

## Fundamentals (for last 12 months)

Index	Price/earnings incl. negative		Price/earnings excl. negative		Price/ book	Dividend yield (%) <sup>3</sup>	Price/ sales	Price/ cash flow
	Trailing	Projected	Trailing	Projected	Trailing	Trailing	Trailing	Trailing
STOXX Global Extended Infrastructure 100 Index	22.5	17.6	22.0	17.4	2.5	2.3	2.0	18.9
STOXX Global 200 Index	23.5	20.3	23.0	20.2	0.1	1.8	2.9	26.2

Performance and annual returns<sup>4</sup>

## Methodology

Selection is performed on the basis of free-float market cap and liquidity criteria. Only stocks from the STOXX Global Total Market Index (TMI) (minus China A-shares) with a three-month average daily trading value (3-month ADTV) of more than 1 million US dollars can be part of the index. The largest seven stocks of each sector measured by free-float market cap are chosen for the STOXX Global Extended Infrastructure 100 Index. Remaining components are selected from the next largest stocks, regardless of the sector. Each sector is capped at 20%. A component-level capping is triggered should the second largest component hit a 15% weight mark. The detailed methodology including the calculation formula can be found in our rulebook: [www.stoxx.com/indices/rulebooks.html](http://www.stoxx.com/indices/rulebooks.html)

## Versions and symbols

Index	ISIN	Symbol	Bloomberg	Reuters
Net Return EUR	CH0127629936	SXGISSR	SXGISSR INDEX	.SXGISSR
Net Return EUR	CH0127629936	SXGISSR	SXGISSR INDEX	.SXGISSR
Price EUR	CH0127629928	SXGISSP	SXGISSP INDEX	.SXGISSP
Price EUR	CH0127629928	SXGISSP	SXGISSP INDEX	.SXGISSP
Net Return USD	CH0127629951	SXGISSV	SXGISSV INDEX	.SXGISSV
Net Return USD	CH0127629951	SXGISSV	SXGISSV INDEX	.SXGISSV
Price USD	CH0127629944	SXGISSL	SXGISSL INDEX	.SXGISSL
Price USD	CH0127629944	SXGISSL	SXGISSL INDEX	.SXGISSL

Complete list available here: [www.stoxx.com/data/vendor\\_codes.html](http://www.stoxx.com/data/vendor_codes.html)

## Quick facts

Weighting	Free-float market cap
Cap factor	20% at infrastructure sector level, 15% for the second largest
No. of components	100
Review frequency	Yearly (March)
Calculation/distribution	Price (EUR), Net Return (EUR): Realtime (every 15 seconds)
Calculation hours	Realtime: 9:00 am - 10:15 pm CET
Base value/base date	1,000 as of Mar. 21, 2011
History	Available daily back to Dec. 31, 2004
Inception date	20-May-11

To learn more about the inception date, the currency, the calculation hours and historical values, please see our data vendor code sheet

## CONTACT DETAILS

STOXX customer support | P +41 43 430 7272 | [customersupport@stoxx.com](mailto:customersupport@stoxx.com) | <https://qontigo.com/support/>

## DISCLAIMER

STOXX, Deutsche Börse Group and their licensors, research partners or data providers do not make any warranties or representations, express or implied, with respect to the timeliness, sequence, accuracy, completeness, currentness, merchantability, quality or fitness for any particular purpose of its index data and exclude any liability in connection therewith. STOXX, Deutsche Börse Group and their licensors, research partners or data providers are not providing investment advice through the publication of indices or in connection therewith. In particular, the inclusion of a company in an index, its weighting, or the exclusion of a company from an index, does not in any way reflect an opinion of STOXX, Deutsche Börse Group or their licensors, research partners or data providers on the merits of that company. Financial instruments based on the STOXX® indices, DAX® indices or on any other indices supported by STOXX are in no way sponsored, endorsed, sold or promoted by STOXX, Deutsche Börse Group or their licensors, research partners or data providers.

## BACKTESTED PERFORMANCE

This document contains index performance data based on backtesting, i.e. calculations of how the index might have performed prior to launch if it had existed using the same index methodology and based on historical constituents. Backtested performance information is purely hypothetical and is provided in this document solely for information purposes. Backtested performance does not represent actual performance and should not be interpreted as an indication of actual performance.

## CUSTOMIZATION

The index can be used as a basis for the definition of STOXX® Customized Indices, which can be tailored to specific client or mandate needs. STOXX offers a wide range of customization, in terms of component selection, weighting schemes and personalized calculation methodologies.

<sup>3</sup> Net dividend yield is calculated as net return index return minus price index return

<sup>4</sup> STOXX data from Jan. 03, 2005 to Jun. 30, 2023

## THEME INDICES

## STOXX® GLOBAL EXTENDED INFRASTRUCTURE 100 INDEX

Top 10 Components<sup>5</sup>

Company	Supersector	Country	Weight (%)
Comcast Corp. Cl A	Telecommunications	United States	8.80
Union Pacific Corp.	Industrial Goods & Services	United States	6.08
Enbridge Inc.	Energy	Canada	3.84
Canadian Pacific Kansas City	Industrial Goods & Services	Canada	3.66
Canadian National Railway Co.	Industrial Goods & Services	Canada	3.60
VINCI	Construction & Materials	France	3.49
CSX Corp.	Industrial Goods & Services	United States	3.37
Waste Management Inc.	Utilities	United States	3.28
NextEra Energy Inc.	Utilities	United States	2.69
Norfolk Southern Corp.	Industrial Goods & Services	United States	2.51

<sup>5</sup> Based on the composition as of Jun. 30, 2023