

STOXX® EUROPE LOW RISK WEIGHTED 300 INDEX

Index description

STOXX Low Risk Weighted Indices represent the lowest volatility companies within the respective underlying index, such as the EURO STOXX 50, the STOXX Europe 600 and the EURO STOXX. Components are selected according to their 12-month historical volatility and weighted by the inverse of their 12-month historical volatility.

Key facts

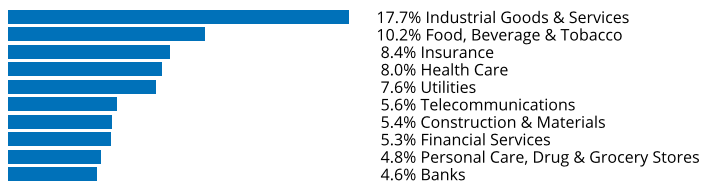
»The indices provide an alternative weighting concept based on stock price volatility rather than market cap.

»Minimum average daily value traded (ADVT) facilitates trading and is based on well-known equity indices - EURO STOXX 50, EURO STOXX, STOXX Europe 600.

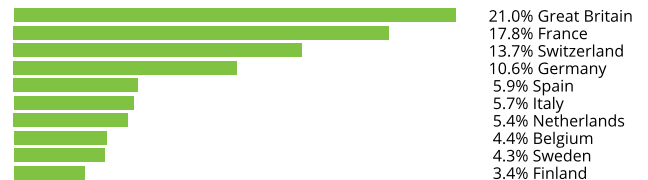
Descriptive statistics

| Index | Market cap (EUR bn.) | | Components (EUR bn.) | | | | Component weight (%) | | Turnover (%) |
|--|----------------------|------------|----------------------|--------|---------|----------|----------------------|----------|----------------|
| | Full | Free-float | Mean | Median | Largest | Smallest | Largest | Smallest | Last 12 months |
| STOXX Europe Low Risk Weighted 300 Index | N/A | 99.6 | 0.3 | 0.3 | 0.6 | 0.2 | 0.6 | 0.2 | 43.4 |
| STOXX Europe 600 Index | 12,633.1 | 9,875.0 | 16.5 | 5.7 | 294.3 | 1.3 | 3.0 | 0.0 | 3.4 |

Supersector weighting (top 10)



Country weighting



Risk and return figures¹

| Index returns | Return (%) | | | | | Annualized return (%) | | | | |
|--|---------------------------|------|------|------|------|--------------------------------------|------|------|------|------|
| | Last month | YTD | 1Y | 3Y | 5Y | Last month | YTD | 1Y | 3Y | 5Y |
| STOXX Europe Low Risk Weighted 300 Index | 1.2 | 9.1 | 8.8 | 27.7 | 31.0 | N/A | N/A | 8.9 | 8.6 | 5.6 |
| STOXX Europe 600 Index | 2.4 | 11.4 | 17.2 | 40.3 | 41.6 | N/A | N/A | 17.3 | 12.1 | 7.3 |
| Index volatility and risk | Annualized volatility (%) | | | | | Annualized Sharpe ratio ² | | | | |
| STOXX Europe Low Risk Weighted 300 Index | 9.3 | 10.6 | 13.7 | 13.9 | 16.3 | N/A | N/A | 0.4 | 0.6 | 0.3 |
| STOXX Europe 600 Index | 10.3 | 12.4 | 14.5 | 15.7 | 17.9 | N/A | N/A | 0.9 | 0.7 | 0.4 |
| Index to benchmark | Correlation | | | | | Tracking error (%) | | | | |
| STOXX Europe Low Risk Weighted 300 Index | 1.0 | 1.0 | 1.0 | 1.0 | 1.0 | 2.5 | 3.7 | 4.1 | 4.6 | 4.3 |
| Index to benchmark | Beta | | | | | Annualized information ratio | | | | |
| STOXX Europe Low Risk Weighted 300 Index | 0.9 | 0.8 | 0.9 | 0.8 | 0.9 | -5.9 | -1.3 | -1.9 | -0.8 | -0.5 |

¹ For information on data calculation, please refer to [STOXX calculation reference guide](#).

² Based on EURIBOR1M

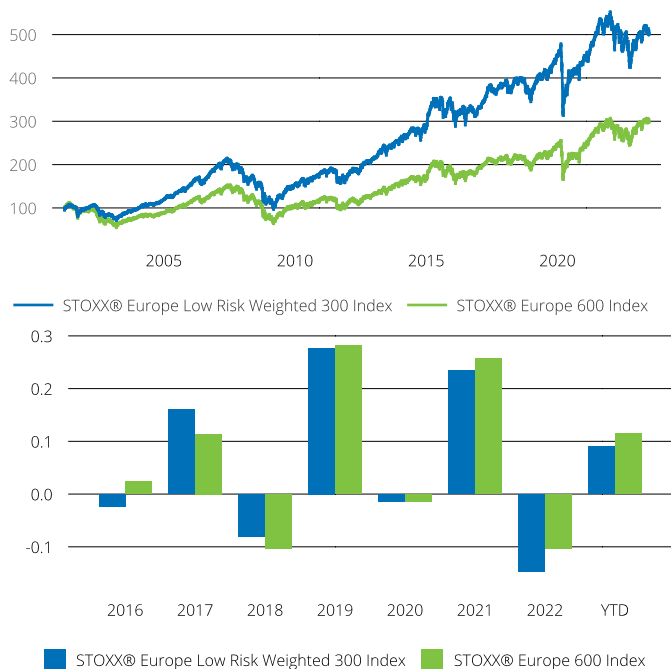
(EUR, gross return), all data as of Jun. 30, 2023

STRATEGY INDICES

STOXX® EUROPE LOW RISK WEIGHTED 300 INDEX

Fundamentals (for last 12 months)

| Index | Price/earnings incl. negative | | Price/earnings excl. negative | | Price/ book | Dividend yield (%) ³ | Price/ sales | Price/ cash flow |
|--|----------------------------------|-----------|----------------------------------|-----------|----------------|------------------------------------|-----------------|---------------------|
| | Trailing | Projected | Trailing | Projected | Trailing | Trailing | Trailing | Trailing |
| STOXX Europe Low Risk Weighted 300 Index | 16.8 | 13.7 | 15.1 | 13.7 | 1.8 | 4.0 | 1.1 | 2.8 |
| STOXX Europe 600 Index | 15.7 | 13.2 | 13.8 | 12.9 | 1.9 | 3.8 | 1.2 | 7.1 |

Performance and annual returns⁴

Methodology

Components are selected based on a 12-month historical volatility ranking. Components are ranked from lowest to highest volatility. Weights are calculated by using the inverse of the 12-month historical volatility. The detailed methodology, including calculation formula and full requirements, can be found in our rulebook: www.stoxx.com/indices/rulebooks.html

Versions and symbols

| Index | ISIN | Symbol | Bloomberg | Reuters |
|------------------|--------------|---------|---------------|----------|
| Gross Return EUR | CH0190732716 | SXLV3GR | SXLV3GR INDEX | .SXLV3GR |
| Gross Return EUR | CH0190732716 | SXLV3GR | SXLV3GR INDEX | .SXLV3GR |
| Net Return EUR | CH0190732757 | SXLV3R | SXLV3R INDEX | .SXLV3R |
| Net Return EUR | CH0190732757 | SXLV3R | SXLV3R INDEX | .SXLV3R |
| Price EUR | CH0190732807 | SXLV3P | SXLV3P INDEX | .SXLV3P |
| Price EUR | CH0190732807 | SXLV3P | SXLV3P INDEX | .SXLV3P |
| Gross Return USD | CH0190732732 | SXLV3GV | SXLV3GV INDEX | .SXLV3GV |
| Gross Return USD | CH0190732732 | SXLV3GV | SXLV3GV INDEX | .SXLV3GV |
| Net Return USD | CH0190732781 | SXLV3V | SXLV3V INDEX | .SXLV3V |
| Net Return USD | CH0190732781 | SXLV3V | SXLV3V INDEX | .SXLV3V |

Complete list available here: www.stoxx.com/data/vendor_codes.html

Quick facts

| | |
|--------------------------|---|
| Weighting | Inverse of 12-month historical volatility |
| Cap factor | 10% |
| No. of components | Fixed, number of components indicated in the index name |
| Review frequency | Quarterly (March, June, September, December) |
| Calculation/distribution | Price (EUR): realtime (every 15 seconds) |
| Calculation hours | Realtime: 9:00 am - 6:00 pm CET |
| Base value/base date | 100 as of Jan. 31, 2011 |
| History | Available daily back to Mar. 19, 2001 |
| Inception date | Oct. 4, 2012 |

To learn more about the inception date, the currency, the calculation hours and historical values, please see our data vendor code sheet

CONTACT DETAILS

STOXX customer support | P +41 43 430 7272 | customersupport@stoxx.com | <https://qontigo.com/support/>

DISCLAIMER

STOXX, Deutsche Brse Group and their licensors, research partners or data providers do not make any warranties or representations, express or implied, with respect to the timeliness, sequence, accuracy, completeness, currentness, merchantability, quality or fitness for any particular purpose of its index data and exclude any liability in connection therewith. STOXX, Deutsche Brse Group and their licensors, research partners or data providers are not providing investment advice through the publication of indices or in connection therewith. In particular, the inclusion of a company in an index, its weighting, or the exclusion of a company from an index, does not in any way reflect an opinion of STOXX, Deutsche Brse Group or their licensors, research partners or data providers on the merits of that company. Financial instruments based on the STOXX® indices, DAX® indices or on any other indices supported by STOXX are in no way sponsored, endorsed, sold or promoted by STOXX, Deutsche Brse Group or their licensors, research partners or data providers.

BACKTESTED PERFORMANCE

This document contains index performance data based on backtesting, i.e. calculations of how the index might have performed prior to launch if it had existed using the same index methodology and based on historical constituents. Backtested performance information is purely hypothetical and is provided in this document solely for information purposes. Backtested performance does not represent actual performance and should not be interpreted as an indication of actual performance.

CUSTOMIZATION

The index can be used as a basis for the definition of STOXX® Customized Indices, which can be tailored to specific client or mandate needs. STOXX offers a wide range of customization, in terms of component selection, weighting schemes and personalized calculation methodologies.

³ gr. div. yield is calculated as gr. return index return minus price index return

⁴ STOXX data from Mar. 19, 2001 to Jun. 30, 2023

(EUR, gross return), all data as of Jun. 30, 2023

STOXX® EUROPE LOW RISK WEIGHTED 300 INDEX

Top 10 Components⁵

| Company | Supersector | Country | Weight (%) |
|-------------------|--------------------------------------|----------------|-------------------|
| KPN | Telecommunications | Netherlands | 0.57 |
| UNILEVER PLC | Personal Care, Drug & Grocery Stores | Great Britain | 0.54 |
| DEUTSCHE TELEKOM | Telecommunications | Germany | 0.53 |
| ELISA CORPORATION | Telecommunications | Finland | 0.52 |
| ORANGE | Telecommunications | France | 0.51 |
| SWISSCOM | Telecommunications | Switzerland | 0.51 |
| DANONE | Food, Beverage & Tobacco | France | 0.50 |
| IBERDROLA | Utilities | Spain | 0.50 |
| VISCOFAN | Food, Beverage & Tobacco | Spain | 0.50 |
| HENKEL PREF | Consumer Products & Services | Germany | 0.50 |

⁵ Based on the composition as of Jun. 30, 2023
