

EURO STOXX® PERSONAL CARE DRUG AND GROCERY STORES 30-15 INDEX

Index description

The STOXX Supersector indices track supersectors of the relevant benchmark index. There are 20 supersectors according to the Industry Classification Benchmark (ICB). Companies are categorized according to their primary source of revenue. The following supersectors are available:

Technology, Telecommunications, Health Care, Banks, Financial Services, Insurance, Real Estate, Automobiles and Parts, Consumer Products and Services, Media, Retail, Travel and Leisure, Food, Beverage and Tobacco, Personal Care, Drug and Grocery Stores, Construction and Materials, Industrial Goods and Services, Basic Resources, Chemicals, Energy, Utilities.

Key facts

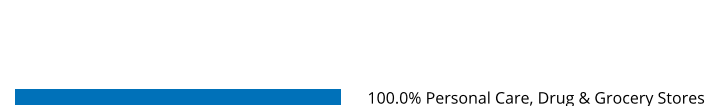
»Categorization according to their primary source of revenue guarantees an accurate classification of companies in their respective business environments

»Component capping ensures that no component can dominate the index

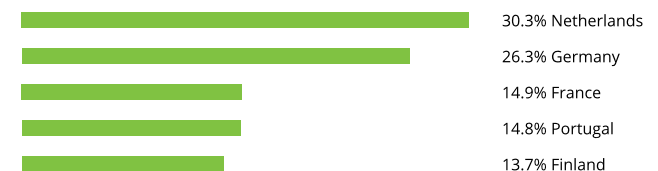
Descriptive statistics

Index	Market cap (EUR bn.)		Components (EUR bn.)				Component weight (%)		Turnover (%)
	Full	Free-float	Mean	Median	Largest	Smallest	Largest	Smallest	Last 12 months
EURO STOXX Personal Care Drug and Grocery Stores 30-15 Index	47.0	32.0	5.3	4.7	9.7	3.7	30.3	11.6	12.8
EURO STOXX Index	7,166.8	5,083.6	17.5	7.1	267.3	1.6	5.3	0.0	2.9

Supersector weighting (top 10)



Country weighting



Risk and return figures¹

Index returns	Return (%)					Annualized return (%)				
	Last month	YTD	1Y	3Y	5Y	Last month	YTD	1Y	3Y	5Y
EURO STOXX Personal Care Drug and Grocery Stores 30-15 Index	3.9	11.5	8.1	15.7	29.4	N/A	N/A	8.1	5.0	5.3
EURO STOXX Index	3.6	12.5	20.6	30.8	22.4	N/A	N/A	20.8	9.4	4.2
Index volatility and risk	Annualized volatility (%)					Annualized Sharpe ratio ²				
EURO STOXX Personal Care Drug and Grocery Stores 30-15 Index	11.6	14.6	16.1	16.6	16.6	N/A	N/A	0.3	0.3	0.3
EURO STOXX Index	11.7	14.5	16.6	18.0	19.9	N/A	N/A	0.9	0.5	0.2
Index to benchmark	Correlation					Tracking error (%)				
EURO STOXX Personal Care Drug and Grocery Stores 30-15 Index	0.5	0.6	0.6	0.6	0.6	11.0	13.2	13.9	16.4	16.7
Index to benchmark	Beta					Annualized information ratio				
EURO STOXX Personal Care Drug and Grocery Stores 30-15 Index	0.6	0.6	0.6	0.5	0.5	0.2	-0.2	-0.9	-0.3	-0.1

¹ For information on data calculation, please refer to STOXX calculation reference guide.

² Based on EURIBOR1M

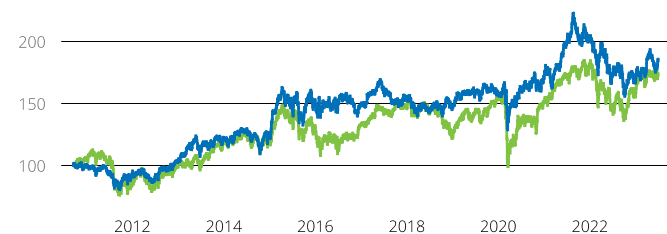
(EUR, price), all data as of Jun. 30, 2023

SUPERSECTOR INDICES

EURO STOXX® PERSONAL CARE DRUG AND GROCERY STORES

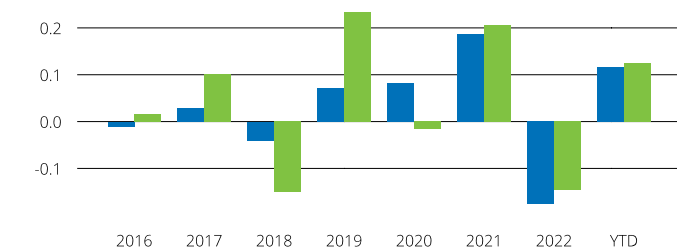
Fundamentals (for last 12 months)

Index	Price/earnings incl. negative		Price/earnings excl. negative		Price/ book	Dividend yield (%) ³	Price/ sales	Price/ cash flow
	Trailing	Projected	Trailing	Projected	Trailing	Trailing	Trailing	Trailing
EURO STOXX Personal Care Drug and Grocery Stores 30-15 Index	15.4	15.2	15.4	15.2	2.3	2.3	0.4	12.3
EURO STOXX Index	15.5	12.4	13.7	12.1	1.6	3.0	1.0	5.7

Performance and annual returns⁴

— EURO STOXX® Personal Care Drug and Grocery Stores 30-15 Index

— EURO STOXX® Index



■ EURO STOXX® Personal Care Drug and Grocery Stores 30-15 Index

■ EURO STOXX® Index

Methodology

Indices from the relevant benchmark index are categorized according to their primary source of revenue. The largest stocks in each supersector are chosen according to free-float market cap. The detailed methodology including the calculation formula can be found in our rulebook : <http://www.stoxx.com/indices/rulebooks.html>

Versions and symbols

Index	ISIN	Symbol	Bloomberg	Reuters
Gross Return EUR	CH0462359776	SXP3GR		.SXP3GR
Net Return EUR	CH0462359750	SXP3R	SXP3R INDEX	.SXP3R
Price EUR	CH0462359784	SXP3P	SXP3P INDEX	.SXP3P
Gross Return USD	CH0462359768	SXP3GV		.SXP3GV
Net Return USD	CH0462359743	SXP3V	SXP3V INDEX	.SXP3V
Price USD	CH0462359792	SXP3L	SXP3L INDEX	.SXP3L

Complete list available here: www.stoxx.com/data/vendor_codes.html

Quick facts

Weighting	Free-float market cap
Cap factor	None except for the STOXX Europe 600 Supersectors, EURO STOXX
No. of components	Variable
Review frequency	Quarterly
Calculation/distribution	realtime 15 sec
Calculation hours	09:00 CET 18:00 CET
Base value/base date	100 as of Jun. 18, 2010
History	Jun. 18, 2010
Inception date	Sep. 21, 2020

To learn more about the inception date, the currency, the calculation hours and historical values, please see our data vendor code sheet.

CONTACT DETAILS

STOXX customer support | P +41 43 430 7272 | customersupport@stoxx.com | <https://qontigo.com/support/>

DISCLAIMER

STOXX, Deutsche Boerse Group (DBAG) and their licensors, research partners or data providers do not make any warranties or representations, express or implied, with respect to the timeliness, sequence, accuracy, completeness, currentness, merchantability, quality or fitness for any particular purpose of its index data and exclude any liability in connection therewith. STOXX, DBAG and their licensors, research partners or data providers are not providing investment advice through the publication of indices or in connection therewith. In particular, the inclusion of a company in an index, its weighting, or the exclusion of a company from an index, does not in any way reflect an opinion of STOXX, DBAG or their licensors, research partners or data providers on the merits of that company. Financial instruments based on the STOXX® indices, DAX® indices or on any other indices supported by STOXX are in no way sponsored, endorsed, sold or promoted by STOXX, DBAG or their licensors, research partners or data providers.

BACKTESTED PERFORMANCE

This document contains index performance data based on backtesting, i.e. calculations of how the index might have performed prior to launch if it had existed using the same index methodology and based on historical constituents. Backtested performance information is purely hypothetical and is provided in this document solely for information purposes. Backtested performance does not represent actual performance and should not be interpreted as an indication of actual performance.

CUSTOMIZATION

The index can be used as a basis for the definition of STOXX® Customized Indices, which can be tailored to specific client or mandate needs. STOXX offers customization in almost unlimited forms for example in terms of component selection, weighting schemes and personalized calculation methodologies.

³ Net dividend yield is calculated as net return index return minus price index return

⁴ STOXX data from Sep. 17, 2010 to Jun. 30, 2023

SUPERSECTOR INDICES

EURO STOXX® PERSONAL CARE DRUG AND GROCERY STORES 30-15
INDEXTop 10 Components⁵

Company	Supersector	Country	Weight (%)
AHOLD DELHAIZE	Personal Care, Drug & Grocery Stores	Netherlands	30.31
CARREFOUR	Personal Care, Drug & Grocery Stores	France	14.93
JERONIMO MARTINS	Personal Care, Drug & Grocery Stores	Portugal	14.81
BEIERSDORF	Personal Care, Drug & Grocery Stores	Germany	14.70
KESKO	Personal Care, Drug & Grocery Stores	Finland	13.68
HELLOFRESH AG	Personal Care, Drug & Grocery Stores	Germany	11.56
null	Oil & Gas	null	null
null	Oil & Gas	null	null
null	Oil & Gas	null	null
null	Oil & Gas	null	null

⁵ Based on the composition as of Jun. 30, 2023