

EURO STOXX® TOTAL MARKET INDUSTRY REAL ESTATE INDEX

Index description

The STOXX Industry indices track industries of the relevant benchmark index. There are 11 industries according to the Industry Classification Benchmark (ICB). Companies are categorized according to their primary source of revenue. The following Industries are available: Technology, Telecommunications, Health Care, Financials, Real Estate, Consumer Discretionary, Consumer Staples, Industrials, Basic Materials, Energy, Utilities.

Key facts

»Categorization according to their primary source of revenue guarantees an accurate classification of companies in their respective business environments

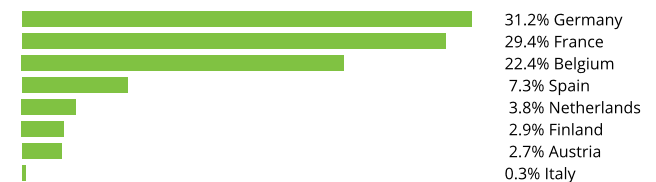
Descriptive statistics

Index	Market cap (EUR bn.)		Components (EUR bn.)				Component weight (%)		Turnover (%)
	Full	Free-float	Mean	Median	Largest	Smallest	Largest	Smallest	Last 12 months
EURO STOXX Total Market Industry Real Estate Index	118.9	69.7	1.3	0.7	12.2	0.1	17.5	0.1	5.0
EURO STOXX Total Market Index	8,027.2	5,438.2	6.7	1.0	267.3	0.0	4.9	0.0	2.7

Supersector weighting (top 10)



Country weighting



Risk and return figures¹

Index returns	Return (%)					Annualized return (%)				
	Last month	YTD	1Y	3Y	5Y	Last month	YTD	1Y	3Y	5Y
EURO STOXX Total Market Industry Real Estate Index	2.2	-10.8	-23.7	-38.4	-49.0	N/A	N/A	-23.9	-15.0	-12.7
EURO STOXX Total Market Index	3.5	12.0	19.5	30.1	20.7	N/A	N/A	19.7	9.3	3.9
Index volatility and risk	Annualized volatility (%)					Annualized Sharpe ratio ²				
EURO STOXX Total Market Industry Real Estate Index	22.4	27.1	29.8	23.2	22.6	N/A	N/A	-1.1	-0.7	-0.6
EURO STOXX Total Market Index	11.6	14.4	16.4	17.8	19.6	N/A	N/A	0.9	0.5	0.2
Index to benchmark	Correlation					Tracking error (%)				
EURO STOXX Total Market Industry Real Estate Index	0.7	0.6	0.7	0.7	0.7	16.9	22.1	22.6	17.5	16.6
Index to benchmark	Beta					Annualized information ratio				
EURO STOXX Total Market Industry Real Estate Index	1.5	1.1	1.2	0.9	0.8	-0.8	-2.1	-2.0	-1.5	-1.1

¹ For information on data calculation, please refer to STOXX calculation reference guide.

² Based on EURIBOR1M

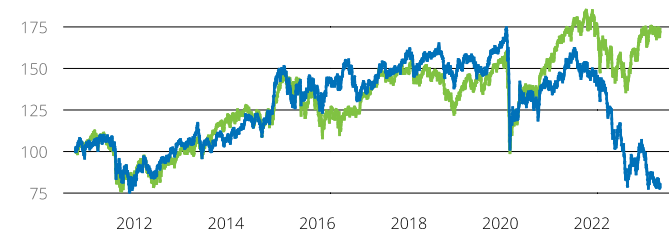
(EUR, price), all data as of Jun. 30, 2023

INDUSTRY INDICES

EURO STOXX® TOTAL MARKET INDUSTRY REAL ESTATE INDEX

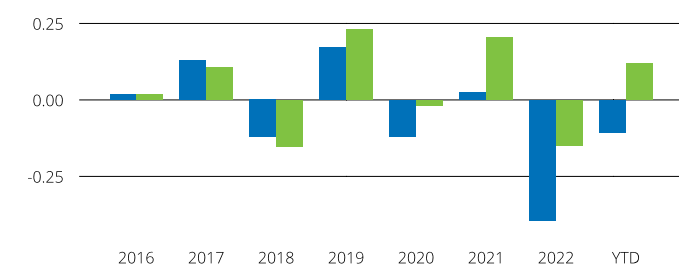
Fundamentals (for last 12 months)

Index	Price/earnings incl. negative		Price/earnings excl. negative		Price/ book	Dividend yield (%) ³	Price/ sales	Price/ cash flow
	Trailing	Projected	Trailing	Projected	Trailing	Trailing	Trailing	Trailing
EURO STOXX Total Market Industry Real Estate Index	-67.5	10.5	13.2	9.8	0.6	2.8	3.3	3.1
EURO STOXX Total Market Index	15.7	12.4	13.3	12.0	1.6	3.0	1.0	5.8

Performance and annual returns⁴

— EURO STOXX® Total Market Industry Real Estate Index

— EURO STOXX® Total Market Index



■ EURO STOXX® Total Market Industry Real Estate Index

■ EURO STOXX® Total Market Index

Methodology

Indices from the relevant benchmark index are categorized according to their primary source of revenue. The largest stocks in each industry are chosen according to free-float market cap. The detailed methodology including the calculation formula can be found in our rulebook: <http://www.stoxx.com/indices/rulebooks.html>

Versions and symbols

Index	ISIN	Symbol	Bloomberg	Reuters
Gross Return EUR	CH0462354702	SXTRGR		.SXTRGR
Net Return EUR	CH0462354728	SXTRRR	SXTRR INDEX	.SXTRRR
Price EUR	CH0462354710	SXTRP	SXTRP INDEX	.SXTRP
Gross Return USD	CH0462354736	SXTRGV		.SXTRGV
Net Return USD	CH0462354751	SXTRV	SXTRV INDEX	.SXTRV
Price USD	CH0462354744	SXTRL	SXTRL INDEX	.SXTRL

Complete list available here: www.stoxx.com/data/vendor_codes.html

Quick facts

Weighting	Free-float market cap
Cap factor	None except for the STOXX Europe 600 Supersectors, EURO STOXX
No. of components	Variable
Review frequency	Quarterly
Calculation/distribution	realtime 15 sec
Calculation hours	09:00 CET 18:00 CET
Base value/base date	100 as of Jun. 18, 2010
History	Jun. 18, 2010
Inception date	Sep. 21, 2020

To learn more about the inception date, the currency, the calculation hours and historical values, please see our data vendor code sheet.

CONTACT DETAILS

STOXX customer support | P +41 43 430 7272 | customersupport@stoxx.com | <https://qontigo.com/support/>

DISCLAIMER

STOXX, Deutsche Boerse Group (DBAG) and their licensors, research partners or data providers do not make any warranties or representations, express or implied, with respect to the timeliness, sequence, accuracy, completeness, currentness, merchantability, quality or fitness for any particular purpose of its index data and exclude any liability in connection therewith. STOXX, DBAG and their licensors, research partners or data providers are not providing investment advice through the publication of indices or in connection therewith. In particular, the inclusion of a company in an index, its weighting, or the exclusion of a company from an index, does not in any way reflect an opinion of STOXX, DBAG or their licensors, research partners or data providers on the merits of that company. Financial instruments based on the STOXX® indices, DAX® indices or on any other indices supported by STOXX are in no way sponsored, endorsed, sold or promoted by STOXX, DBAG or their licensors, research partners or data providers.

BACKTESTED PERFORMANCE

This document contains index performance data based on backtesting, i.e. calculations of how the index might have performed prior to launch if it had existed using the same index methodology and based on historical constituents. Backtested performance information is purely hypothetical and is provided in this document solely for information purposes. Backtested performance does not represent actual performance and should not be interpreted as an indication of actual performance.

CUSTOMIZATION

The index can be used as a basis for the definition of STOXX® Customized Indices, which can be tailored to specific client or mandate needs. STOXX offers customization in almost unlimited forms for example in terms of component selection, weighting schemes and personalized calculation methodologies.

³ Net dividend yield is calculated as net return index return minus price index return

⁴ STOXX data from Sep. 17, 2010 to Jun. 30, 2023

EURO STOXX® TOTAL MARKET INDUSTRY REAL ESTATE INDEX

Top 10 Components⁵

Company	Supersector	Country	Weight (%)
Vonovia SE	Real Estate	Germany	17.46
UNIBAIL-RODAMCO-WESTFIELD	Real Estate	France	7.01
GECINA	Real Estate	France	6.63
KLEPIERRE	Real Estate	France	6.21
WDP	Real Estate	Belgium	5.81
LEG IMMOBILIEN	Real Estate	Germany	5.60
AEDIFICA	Real Estate	Belgium	4.01
MERLIN PROPERTIES SOCIMI	Real Estate	Spain	3.78
COFINIMMO	Real Estate	Belgium	3.25
COVIVIO	Real Estate	France	2.87

⁵ Based on the composition as of Jun. 30, 2023
