

EURO STOXX® LOW CARBON SELECT 50 INDEX

Index description

The STOXX Low Carbon Select family of indices, derived from established STOXX benchmark indices, captures the performance of top industry leaders with the lowest carbon emissions that display low volatility and generate high dividends. The component selection process first selects all stocks with the lowest carbon intensity relative to other stocks from the same industry, and then excludes all stocks whose 3- and 12-month historical volatilities are the highest. Among the remaining stocks, those with the highest 12-month historical dividend yield are selected to be included in the index. The percentage of exclusion/inclusion at each step is the same.

Those constituents are weighted according to the inverse of their volatility, with a cap at 10%. The indices are reviewed quarterly.

STOXX uses CDP and ISS ESG as reliable data sources for reported and estimated carbon data respectively. Data considered comprise of Scope 1 (all direct GHG emissions) and Scope 2 (indirect GHG emissions from consumption of purchased electricity, heat or steam) emissions.

Key facts

» Stocks with the lowest carbon intensity within each ICB Industry are selected

» Balanced approach between the different screenings

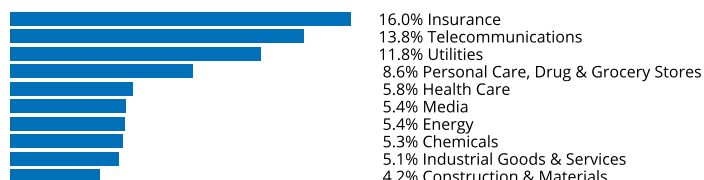
» Lower volatility stocks get the highest weight

» Liquid benchmark

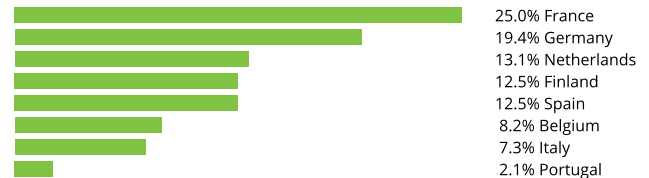
Descriptive statistics

Index	Market cap (EUR bn.)		Components (EUR bn.)				Component weight (%)		Turnover (%)
	Full	Free-float	Mean	Median	Largest	Smallest	Largest	Smallest	Last 12 months
EURO STOXX Low Carbon Select 50 Index	N/A	1.0	0.0	0.0	0.0	0.0	3.4	1.5	85.4
EURO STOXX Index	7,165.0	5,082.1	17.5	7.1	267.3	1.6	5.3	0.0	2.9

Supersector weighting (top 10)



Country weighting



Risk and return figures¹

Index returns	Return (%)					Annualized return (%)				
	Last month	YTD	1Y	3Y	5Y	Last month	YTD	1Y	3Y	5Y
EURO STOXX Low Carbon Select 50 Index	1.3	7.9	10.9	29.1	16.0	N/A	N/A	11.0	9.0	3.1
EURO STOXX Index	3.9	15.5	24.5	42.9	41.4	N/A	N/A	24.7	12.7	7.3
Index volatility and risk	Annualized volatility (%)					Annualized Sharpe ratio ²				
EURO STOXX Low Carbon Select 50 Index	8.9	11.3	13.2	13.7	17.4	N/A	N/A	0.6	0.6	0.2
EURO STOXX Index	11.7	14.4	16.5	18.0	19.8	N/A	N/A	1.1	0.7	0.4
Index to benchmark	Correlation					Tracking error (%)				
EURO STOXX Low Carbon Select 50 Index	0.9	0.9	0.9	0.9	0.9	5.3	6.6	7.4	7.8	7.3
Index to benchmark	Beta					Annualized information ratio				
EURO STOXX Low Carbon Select 50 Index	0.7	0.7	0.7	0.7	0.8	-5.7	-2.2	-1.7	-0.6	-0.7

¹ For information on data calculation, please refer to STOXX calculation reference guide.

² Based on EURIBOR1M

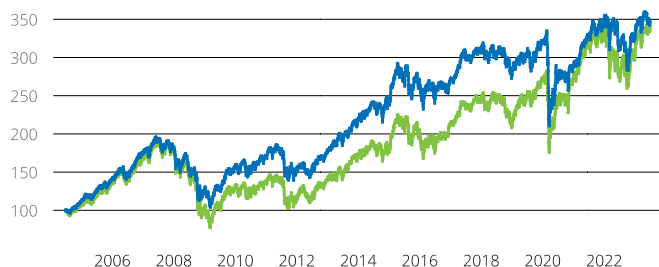
(EUR, gross return), all data as of Jun. 30, 2023

STRATEGY INDICES

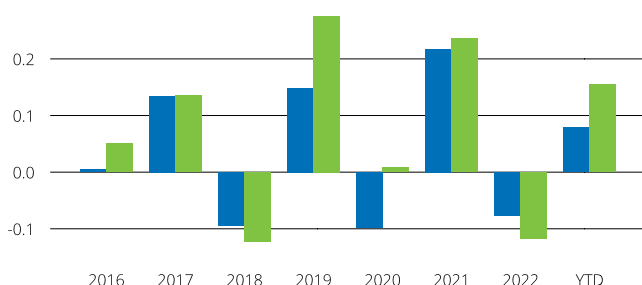
EURO STOXX® LOW CARBON SELECT 50 INDEX

Fundamentals (for last 12 months)

Index	Price/earnings incl. negative		Price/earnings excl. negative		Price/ book	Dividend yield (%) ³	Price/ sales	Price/ cash flow
	Trailing	Projected	Trailing	Projected	Trailing	Trailing	Trailing	Trailing
EURO STOXX Low Carbon Select 50 Index	15.8	12.7	14.9	12.7	1.7	5.4	0.8	14.2
EURO STOXX Index	15.5	12.4	13.7	12.1	1.6	3.9	1.0	5.7

Performance and annual returns⁴

— EURO STOXX® Low Carbon Select 50 Index — EURO STOXX® Index



■ EURO STOXX® Low Carbon Select 50 Index ■ EURO STOXX® Index

Methodology

The base universe is taken as all stocks in the relevant benchmark index excluding ICB Subsector 60101040 Coal. Those stocks are screened for reported or estimated carbon emission data, 12-month historical daily pricing data and 12-month historical dividend yield, and if any one of the values is not available for a stock, the company is removed from the base universe.

The detailed methodology including the calculation formula can be found in our rulebook: www.stoxx.com/rulebooks.

Versions and symbols

Index	ISIN	Symbol	Bloomberg	Reuters
Gross Return EUR	CH0321940378	SXXCSEGT		.SXXCSEGT
Gross Return EUR	CH0321940378	SXXCSEGT		.SXXCSEGT
Net Return EUR	CH0321940360	SXXCSET	SXXCSET INDEX	.SXXCSET
Net Return EUR	CH0321940360	SXXCSET	SXXCSET INDEX	.SXXCSET
Net Return EUR	CH0321940360	SXXCSET	SXXCSET INDEX	.SXXCSET
Price EUR	CH0321940352	SXXCSEE	SXXCSEE INDEX	.SXXCSEE
Price EUR	CH0321940352	SXXCSEE	SXXCSEE INDEX	.SXXCSEE
Price EUR	CH0321940352	SXXCSEE	SXXCSEE INDEX	.SXXCSEE

Complete list available here: www.stoxx.com/data/vendor_codes.html

Quick facts

Weighting	Volatility weighted
Cap factor	10%
No. of components	Fixed
Review frequency	Quarterly
Calculation/distribution	Price: real-time (every 15 seconds); Net and Gross Return: end-of-
Calculation hours	Please see data vendor codes sheet on
Base value/base date	100 as of Jun. 21, 2004
History	Available from Jun. 21, 2004
Inception date	Apr. 29, 2016
To learn more about the inception date, the currency, the calculation hours and historical values, please see our data vendor code sheet	

CONTACT DETAILS

STOXX customer support | P +41 43 430 7272 | customersupport@stoxx.com | <https://qontigo.com/support/>

DISCLAIMER

STOXX, Deutsche Boerse Group and their licensors, research partners or data providers do not make any warranties or representations, express or implied, with respect to the timeliness, sequence, accuracy, completeness, currentness, merchantability, quality or fitness for any particular purpose of its index data and exclude any liability in connection therewith. STOXX, Deutsche Boerse Group and their licensors, research partners or data providers are not providing investment advice through the publication of indices or in connection therewith. In particular, the inclusion of a company in an index, its weighting, or the exclusion of a company from an index, does not in any way reflect an opinion of STOXX, Deutsche Boerse Group or their licensors, research partners or data providers on the merits of that company. Financial instruments based on the STOXX indices, DAX indices or on any other indices supported by STOXX are in no way sponsored, endorsed, sold or promoted by STOXX, Deutsche Boerse Group or their licensors, research partners or data providers.

BACKTESTED PERFORMANCE

This document contains index performance data based on backtesting, i.e. calculations of how the index might have performed prior to launch if it had existed using the same index methodology and based on historical constituents. Backtested performance information is purely hypothetical and is provided in this document solely for information purposes. Backtested performance does not represent actual performance and should not be interpreted as an indication of actual performance.

CUSTOMIZATION

The index can be used as a basis for the definition of STOXX Customized Indices, which can be tailored to specific client or mandate needs. STOXX offers customization in almost unlimited forms for example in terms of component selection, weighting schemes and personalized calculation methodologies.

³ gr. div. yield is calculated as gr. return index return minus price index return

⁴ STOXX data from Jun. 21, 2004 to Jun. 30, 2023

(EUR, gross return), all data as of Jun. 30, 2023

EURO STOXX® LOW CARBON SELECT 50 INDEX

Top 10 Components⁵

Company	Supersector	Country	Weight (%)
KPN	Telecommunications	Netherlands	3.37
DEUTSCHE TELEKOM	Telecommunications	Germany	3.14
ELISA CORPORATION	Telecommunications	Finland	3.06
DANONE	Food, Beverage & Tobacco	France	2.97
AHOLD DELHAIZE	Personal Care, Drug & Grocery Stores	Netherlands	2.64
SAMPO	Insurance	Finland	2.40
ALLIANZ	Insurance	Germany	2.39
FREENET	Telecommunications	Germany	2.38
SPIE	Construction & Materials	France	2.33
Naturgy Energy Group	Utilities	Spain	2.24

⁵ Based on the composition as of Jun. 30, 2023
