

EURO STOXX® ESG BROAD MARKET INDEX

Index description

The STOXX ESG Broad Market Indices track the performance of a selection of STOXX Indices after set of compliance, involvement and ESG performance screens are applied. Companies that are non-compliant based on the Sustainalytics Global Standards Screening assessment, ESG Risk Ratings or are involved in Controversial Weapons are not eligible for selection. Additional exclusion filters are applied, screening companies for involvement in Tobacco, Thermal Coal, Unconventional Oil & Gas, Small Arms and Military Weapons. The remaining securities are ranked in descending order of their ESG scores within each of the 11 ICB Industry groups. The STOXX ESG Broad Market Indices select the top-ranking securities in each of the ICB Industries until the number of selected securities reaches 80% of the number of securities in the underlying index.

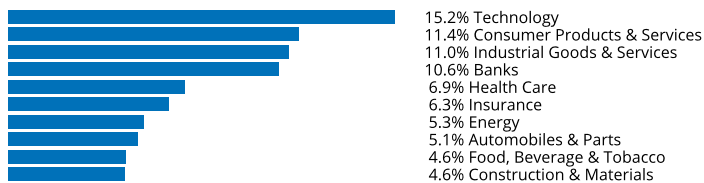
Key facts

- »ESG screened versions of STOXX Benchmark Indices.
- »Indices select 80% of the securities from underlying indices.
- »Screening provided by award-winning ESG data provider Sustainalytics.
- »Transparent free-float market-cap weighting scheme.
- »Suitable as underlying for mandates, passive funds, ETFs, structured products and listed derivatives.

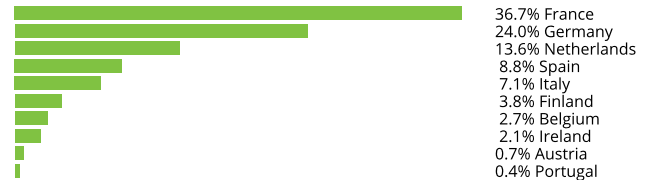
Descriptive statistics

Index	Market cap (USD bn.)		Components (USD bn.)				Component weight (%)		Turnover (%)
	Full	Free-float	Mean	Median	Largest	Smallest	Largest	Smallest	Last 12 months
EURO STOXX ESG Broad Market Index	6,648.8	4,786.7	20.6	8.3	291.6	1.7	6.1	0.0	7.8
EURO STOXX Index	7,819.0	5,546.2	19.1	7.7	291.6	1.7	5.3	0.0	2.9

Supersector weighting (top 10)



Country weighting



Risk and return figures¹

Index returns	Return (%)					Annualized return (%)				
	Last month	YTD	1Y	3Y	5Y	Last month	YTD	1Y	3Y	5Y
EURO STOXX ESG Broad Market Index	6.0	15.4	26.3	28.2	14.5	N/A	N/A	26.5	8.7	2.8
EURO STOXX Index	6.1	15.0	25.9	27.0	14.4	N/A	N/A	26.1	8.4	2.8
Index volatility and risk	Annualized volatility (%)					Annualized Sharpe ratio ²				
EURO STOXX ESG Broad Market Index	15.1	18.9	22.7	21.9	22.6	N/A	N/A	0.9	0.4	0.1
EURO STOXX Index	15.0	18.9	22.7	21.9	22.6	N/A	N/A	0.9	0.4	0.1
Index to benchmark	Correlation					Tracking error (%)				
EURO STOXX ESG Broad Market Index	1.0	1.0	1.0	1.0	1.0	0.5	0.8	0.8	1.1	1.0
Index to benchmark	Beta					Annualized information ratio				
EURO STOXX ESG Broad Market Index	1.0	1.0	1.0	1.0	1.0	-0.4	0.9	0.4	0.3	0.0

¹ For information on data calculation, please refer to STOXX calculation reference guide.

² Based on EURIBOR1M

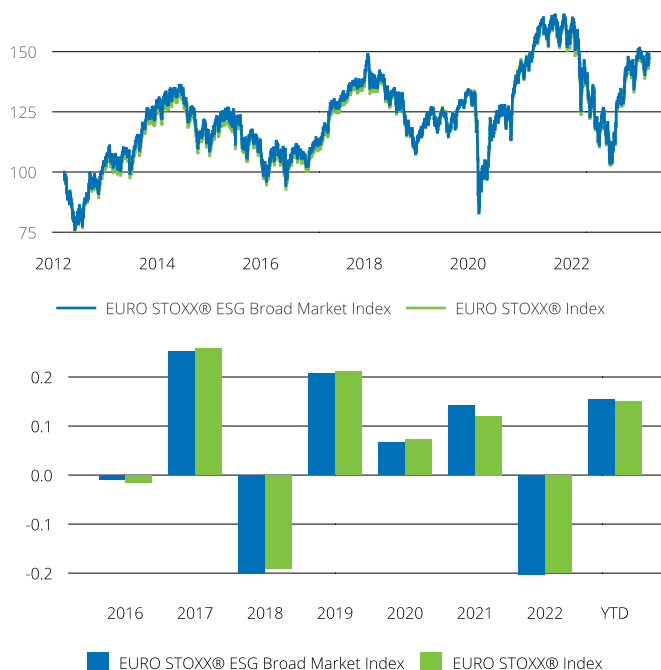
(USD, price), all data as of Jun. 30, 2023

ENVIRONMENTAL SOCIAL EURO STOXX® ESG BROAD MARKET INDEX

Fundamentals (for last 12 months)

Index	Price/earnings incl. negative		Price/earnings excl. negative		Price/ book	Dividend yield (%) ³	Price/ sales	Price/ cash flow
	Trailing	Projected	Trailing	Projected	Trailing	Trailing	Trailing	Trailing
EURO STOXX ESG Broad Market Index	14.8	12.4	13.8	12.2	1.6	4.1	1.1	7.0
EURO STOXX Index	15.5	12.4	13.7	12.1	1.6	4.1	1.0	5.7

Performance and annual returns⁴



Methodology

Companies that are non-compliant based on the Sustainalytics Global Standards Screening assessment, ESG Risk Ratings or are involved in Controversial Weapons are not eligible for selection. Additional exclusion filters are applied, screening companies for involvement in Tobacco, Thermal Coal, Unconventional Oil & Gas, Small Arms and Military Weapons. The remaining securities are ranked in descending order of their ESG scores within each of the 11 ICB Industry groups. The STOXX ESG Broad Market Indices select the top-ranking securities in each of the ICB Industries until the number of selected securities reaches 80% of the number of securities in the underlying index. The selection is applied across all industry groups, selecting the highest scorers and preserving the 80% selection ratio within each of the industry groups. The indices are reviewed quarterly, and components are weighted by free-float market capitalization, with a maximum capped weight of 10%. Deleted companies are not replaced.

Versions and symbols

Index	ISIN	Symbol	Bloomberg	Reuters
Gross Return EUR	CH1107032273	SXXGESGB		.SXXGESGB
Net Return EUR	CH1107032257	SXOTESGB	SXOTESGB INDEX	.SXOTESGB
Price EUR	CH1107032240	SXXEESGB	SXXEESGB INDEX	.SXXEESGB
Gross Return USD	CH1107032331	SXXUESGB		.SXXUESGB
Net Return USD	CH1107032315	SXXUESGB	SXXUESGB INDEX	.SXXUESGB
Price USD	CH1107032299	SXXKESGB	SXXKESGB INDEX	.SXXKESGB

Complete list available here: www.stoxx.com/data/vendor_codes.html

Quick facts

Weighting	Free-float market cap
Cap factor	0.1
No. of components	80% of the underlying universe
Review frequency	Quarterly
Calculation/distribution	Realtime 15 sec
Calculation hours	09:00:00 18:00:00
Base value/base date	100 as of March. 19, 2012
History	Available from Mar. 19, 2012
Inception date	April. 09, 2021

To learn more about the inception date, the currency, the calculation hours and historical values, please see our data vendor code sheet.

CONTACT DETAILS

STOXX customer support | P +41 43 430 7272 | customersupport@stoxx.com | <https://qontigo.com/support/>

DISCLAIMER

STOXX, Deutsche Boerse Group (DBAG) and their licensors, research partners or data providers do not make any warranties or representations, express or implied, with respect to the timeliness, sequence, accuracy, completeness, currentness, merchantability, quality or fitness for any particular purpose of its index data and exclude any liability in connection therewith. STOXX, DBAG and their licensors, research partners or data providers are not providing investment advice through the publication of indices or in connection therewith. In particular, the inclusion of a company in an index, its weighting, or the exclusion of a company from an index, does not in any way reflect an opinion of STOXX, DBAG or their licensors, research partners or data providers on the merits of that company. Financial instruments based on the STOXX® indices, DAX® indices or on any other indices supported by STOXX are in no way sponsored, endorsed, sold or promoted by STOXX, DBAG or their licensors, research partners or data providers.

BACKTESTED PERFORMANCE

This document contains index performance data based on backtesting, i.e. calculations of how the index might have performed prior to launch if it had existed using the same index methodology and based on historical constituents. Backtested performance information is purely hypothetical and is provided in this document solely for information purposes. Backtested performance does not represent actual performance and should not be interpreted as an indication of actual performance.

CUSTOMIZATION

The index can be used as a basis for the definition of STOXX® Customized Indices, which can be tailored to specific client or mandate needs. STOXX offers customization in almost unlimited forms for example in terms of component selection, weighting schemes and personalized calculation methodologies.

³ gr. div. yield is calculated as gr. return index return minus price index return

⁴ STOXX data from Mar. 19, 2012 to Jun. 30, 2023

(USD, price), all data as of Jun. 30, 2023

EURO STOXX® ESG BROAD MARKET INDEX

Top 10 Components⁵

Company	Supersector	Country	Weight (%)
ASML HLDG	Technology	Netherlands	6.09
LVMH MOET HENNESSY	Consumer Products & Services	France	5.11
SAP	Technology	Germany	3.09
TOTALENERGIES	Energy	France	2.98
SIEMENS	Industrial Goods & Services	Germany	2.60
SANOFI	Health Care	France	2.56
L'OREAL	Consumer Products & Services	France	2.36
SCHNEIDER ELECTRIC	Industrial Goods & Services	France	2.17
ALLIANZ	Insurance	Germany	1.96
AIR LIQUIDE	Chemicals	France	1.96

⁵ Based on the composition as of Jun. 30, 2023
