

ISTOXX® EUROPE NEXT DIVIDEND LOW RISK 50 INDEX

Index description

The iSTOXX Europe Next Dividend Low Risk 50 Index selects liquid companies on a monthly basis from the STOXX Europe 600 that will pay a dividend in the near future and have historically shown low volatility. All stocks are risk-weighted.

Key facts

» Companies are selected from one of Europe's most representative indices, the STOXX Europe 600

» High liquidity is ensured by applying a EUR10 mn ADTV filter

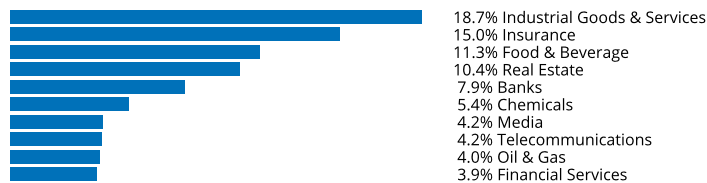
» Low volatility and drawdown are achieved by using a selection method and weighting scheme based on historical 6-month volatility

» The index offers an attractive dividend yield by applying an overlay that selects companies that are about to pay out a dividend and by updating the portfolio monthly


Descriptive statistics

Index	Market cap (EUR bn.)		Components (EUR bn.)				Component weight (%)		Turnover (%)
	Full	Free-float	Mean	Median	Largest	Smallest	Largest	Smallest	Last 12 months
iSTOXX Europe Next Dividend Low Risk 50 Index	0.0	96.7	1.9	1.9	3.4	1.4	3.6	1.5	564.3
EURO STOXX 50 Index	2,816.3	2,334.9	46.7	37.8	132.0	17.2	5.7	0.7	1.8

Supersector weighting (top 10)



Country weighting



Risk and return figures¹

Index returns	Return (%)					Annualized return (%)				
	Last month	YTD	1Y	3Y	5Y	Last month	YTD	1Y	3Y	5Y
iSTOXX Europe Next Dividend Low Risk 50 Index	0.4	1.5	-0.5	6.1	51.2	N/A	N/A	-0.5	2.0	8.8
EURO STOXX 50 Index	-2.1	-0.1	-0.7	6.3	47.1	N/A	N/A	-0.7	2.1	8.1
Index volatility and risk	Annualized volatility (%)					Annualized Sharpe ratio ²				
iSTOXX Europe Next Dividend Low Risk 50 Index	7.1	10.7	9.5	13.8	12.7	N/A	N/A	-0.0	0.1	0.7
EURO STOXX 50 Index	10.1	13.6	11.5	18.8	18.2	N/A	N/A	-0.0	0.1	0.4
Index to benchmark	Correlation					Tracking error (%)				
iSTOXX Europe Next Dividend Low Risk 50 Index	0.9	0.9	0.9	0.9	0.9	5.3	5.5	5.7	9.4	9.3
Index to benchmark	Beta					Annualized information ratio				
iSTOXX Europe Next Dividend Low Risk 50 Index	0.6	0.7	0.7	0.6	0.6	5.4	0.6	-0.0	-0.1	-0.1

¹ For information on data calculation, please refer to [STOXX calculation reference guide](#).

² Based on EURIBOR1M

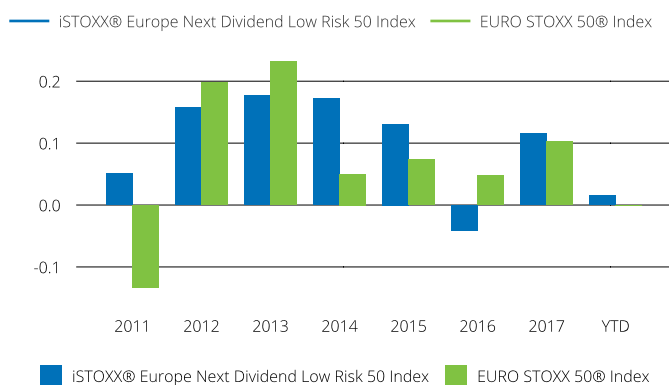
(EUR, gross return), all data as of May 31, 2018

ISTOXX® EUROPE NEXT DIVIDEND LOW RISK 50 INDEX

Fundamentals (for last 12 months)

Index	Price/earnings incl. negative		Price/earnings excl. negative		Price/ book	Dividend yield (%) ³	Price/ sales	Price/ cash flow
	Trailing	Projected	Trailing	Projected	Trailing	Trailing	Trailing	Trailing
iSTOXX Europe Next Dividend Low Risk 50 Index	14.0	15.0	14.0	15.0	1.4	9.4	1.1	20.3
EURO STOXX 50 Index	15.1	13.2	14.5	13.2	1.5	3.5	1.0	18.4

Performance and annual returns⁴



Methodology

The index universe is defined by the STOXX Europe 600 Index. In the first step, a liquidity filter of EUR10 mn is applied. In the next step, remaining companies are sorted by increasing volatility and the top third (i.e. with low volatility) are selected. From that selection list, the 50 highest ranked companies that are going to pay a dividend in the next month are chosen as components. If less than 50 companies will pay a dividend in the next month, the highest ranked companies which are not paying a dividend are selected to complete the index. All stocks are risk-weighted.

The detailed methodology including the calculation formula can be found in our rulebook: <http://www.stoxx.com/indices/rulebooks.html>

Versions and symbols

Index	ISIN	Symbol	Bloomberg	Reuters
Gross Return EUR	CH0246589276	ENDLRGR		
Net Return EUR	CH0246589268	ENDLRR		
Price EUR	CH0246589243	ENDLRP	ENDLRP INDEX	
Gross Return USD	CH0246589342	ENDLRDGV		
Net Return USD	CH0246589326	ENDLRDV		
Price USD	CH0246589300	ENDLRDL		

Complete list available here: www.stoxx.com/data/vendor_codes.html

Quick facts

Weighting	Price-weighted with a weighting factor based on the inverse of the
No. of components	Fixed, 50
Review frequency	Monthly
Calculation/distribution	Price (EUR): Realtime (every 15 seconds)
Calculation hours	Realtime: 09:00 - 18:00 CET
Base value/base date	100 as of Jan. 23, 2009
History	Available daily back to Jan. 24, 2000
Inception date	Jul. 8, 2014

CONTACT DETAILS

STOXX customer support | P +41 43 430 7272 | customersupport@stoxx.com | <https://qontigo.com/support/>

DISCLAIMER

STOXX, Deutsche Börse Group and their licensors, research partners or data providers do not make any warranties or representations, express or implied, with respect to the timeliness, sequence, accuracy, completeness, currentness, merchantability, quality or fitness for any particular purpose of its index data and exclude any liability in connection therewith. STOXX, Deutsche Börse Group and their licensors, research partners or data providers are not providing investment advice through the publication of indices or in connection therewith. In particular, the inclusion of a company in an index, its weighting, or the exclusion of a company from an index, does not in any way reflect an opinion of STOXX, Deutsche Börse Group or their licensors, research partners or data providers on the merits of that company. Financial instruments based on the STOXX® indices, DAX® indices or on any other indices supported by STOXX are in no way sponsored, endorsed, sold or promoted by STOXX, Deutsche Börse Group or their licensors, research partners or data providers.

BACKTESTED PERFORMANCE

This document contains index performance data based on backtesting, i.e. calculations of how the index might have performed prior to launch if it had existed using the same index methodology and based on historical constituents. Backtested performance information is purely hypothetical and is provided in this document solely for information purposes. Backtested performance does not represent actual performance and should not be interpreted as an indication of actual performance.

CUSTOMIZATION

The index can be used as a basis for the definition of STOXX® Customized Indices, which can be tailored to specific client or mandate needs. STOXX offers a wide range of customization, in terms of component selection, weighting schemes and personalized calculation methodologies.

³ gr. div. yield is calculated as gr. return index return minus price index return

⁴ STOXX data from Jan. 02, 2001 to May 31, 2018

(EUR, gross return), all data as of May 31, 2018

ISTOXX® EUROPE NEXT DIVIDEND LOW RISK 50 INDEX

Top 10 Components⁵

Company	Supersector	Country	Weight (%)
ABERTIS INFRASTRUCTURAS	Industrial Goods & Services	ES	3.56
HERMES INTERNATIONAL	Personal & Household Goods	FR	2.71
AGEAS	Insurance	BE	2.63
HELVETIA HLDG	Insurance	CH	2.56
PERNOD RICARD	Food & Beverage	FR	2.47
ORANGE	Telecommunications	FR	2.37
RSA INSURANCE GRP	Insurance	GB	2.35
MERLIN PROPERTIES SOCIMI	Real Estate	ES	2.27
SWISS PRIME SITE	Real Estate	CH	2.27
REED ELSEVIER PLC	Media	GB	2.25

⁵ Based on the composition as of May 31, 2018
