

# STOXX® INTERNATIONAL SMALL-CAP EQUITY FACTOR INDEX

## Index description

The STOXX Equity Factor Index Family indices are constructed by maximizing the index exposure to a multi-factor alpha signal while satisfying a set of constraints intended to closely track their parent indices.

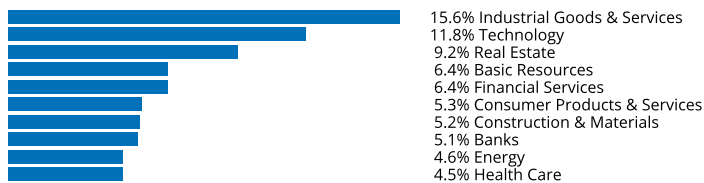
## Key facts

- » Designed to capture the fundamental drivers of equity performance.
- » Diversified multi-factor exposure to a combination of five target style factors: momentum, quality, value, low volatility, and low size.
- » Combines robust STOXX indexing capabilities with industry leading Axioma factor risk models and portfolio optimizer.
- » Reviewed quarterly in March, June, September.

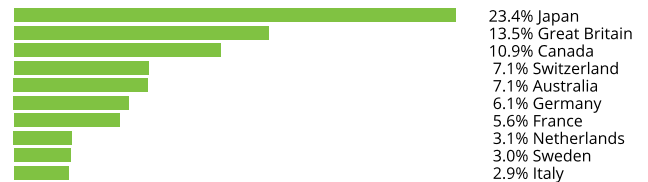
## Descriptive statistics

Index	Market cap (USD bn.)		Components (USD bn.)				Component weight (%)		Turnover (%)
	Full	Free-float	Mean	Median	Largest	Smallest	Largest	Smallest	Last 12 months
STOXX International Small-Cap Equity Factor Index	N/A	100.4	0.1	0.1	0.7	0.0	0.7	0.0	20.1
STOXX International Developed Markets Small Cap Index	3,558.6	2,606.5	0.9	0.5	11.1	0.0	0.4	0.0	17.9

## Supersector weighting (top 10)



## Country weighting



## Risk and return figures<sup>1</sup>

Index returns	Return (%)					Annualized return (%)				
	Last month	YTD	1Y	3Y	5Y	Last month	YTD	1Y	3Y	5Y
STOXX International Small-Cap Equity Factor Index	-5.3	0.8	-8.1	10.4	-7.6	N/A	N/A	-8.1	3.3	-1.6
STOXX International Developed Markets Small Cap Index	-4.8	2.8	-4.2	18.9	4.0	N/A	N/A	-4.2	5.9	0.8
Index volatility and risk	Annualized volatility (%)					Annualized Sharpe ratio <sup>2</sup>				
STOXX International Small-Cap Equity Factor Index	10.5	13.3	18.9	16.6	17.2	N/A	N/A	-0.6	0.2	-0.1
STOXX International Developed Markets Small Cap Index	10.6	13.4	19.0	16.5	17.0	N/A	N/A	-0.3	0.3	0.1
Index to benchmark	Correlation					Tracking error (%)				
STOXX International Small-Cap Equity Factor Index	1.0	1.0	1.0	1.0	1.0	1.5	1.5	1.4	1.4	1.5
Index to benchmark	Beta					Annualized information ratio				
STOXX International Small-Cap Equity Factor Index	1.0	1.0	1.0	1.0	1.0	-3.7	-3.2	-2.9	-1.7	-1.5

<sup>1</sup> For information on data calculation, please refer to STOXX calculation reference guide.

<sup>2</sup> Based on EURIBOR1M

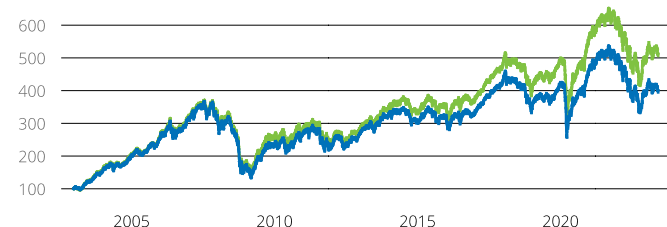
(USD, price), all data as of May 31, 2023

## STOXX INDICES

## STOXX® INTERNATIONAL SMALL-CAP EQUITY FACTOR INDEX

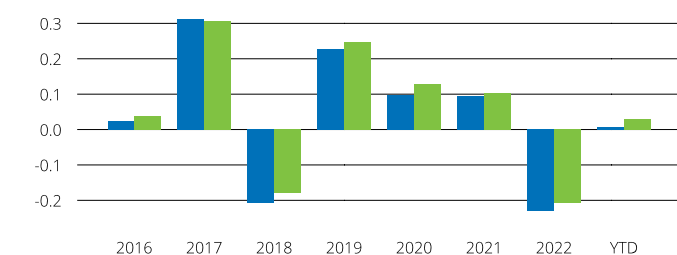
## Fundamentals (for last 12 months)

Index	Price/earnings incl. negative		Price/earnings excl. negative		Price/ book	Dividend yield (%) <sup>3</sup>	Price/ sales	Price/ cash flow
	Trailing	Projected	Trailing	Projected	Trailing	Trailing	Trailing	Trailing
STOXX International Small-Cap Equity Factor Index	-0.0	12.3	9.6	11.4	1.2	2.7	0.7	7.6
STOXX International Developed Markets Small Cap Index	-0.0	14.1	12.0	12.4	1.2	2.3	0.8	8.9

Performance and annual returns<sup>4</sup>

— STOXX® International Small-Cap Equity Factor Index

— STOXX® International Developed Markets Small Cap Index



■ STOXX® International Small-Cap Equity Factor Index

■ STOXX® International Developed Markets Small Cap Index

## Methodology

The STOXX Equity Factor Index Family indices are constructed by maximizing the index exposure to a multi-factor alpha signal while satisfying a set of constraints intended to closely track their parent indices.

## Versions and symbols

Index	ISIN	Symbol	Bloomberg	Reuters
Gross Return EUR	CH0462362994	ISCFEG		.ISCFEG
Net Return EUR	CH0462363000	ISCFEN		.ISCFEN
Price EUR	CH0462363018	ISCFEP		.ISCFEP
Gross Return USD	CH0462363026	ISCFUG	ISCFUG INDEX	.ISCFUG
Net Return USD	CH0462363034	ISCFUN	ISCFUN INDEX	.ISCFUN
Price USD	CH0462363042	ISCFUP	ISCFUP INDEX	.ISCFUP

Complete list available here: [www.stoxx.com/data/vendor\\_codes.html](http://www.stoxx.com/data/vendor_codes.html)

## Quick facts

Weighting	Optimization
Cap factor	N/A
No. of components	Variable
Review frequency	Quarterly
Calculation/distribution	Realtime 15 sec
Calculation hours	00:00:00 22:15:00
Base value/base date	100 as of March. 20, 2000
History	Available from Mar. 20, 2000
Inception date	December. 02, 2022

To learn more about the inception date, the currency, the calculation hours and historical values, please see our data vendor code sheet.

## CONTACT DETAILS

STOXX customer support | P +41 43 430 7272 | [customersupport@stoxx.com](mailto:customersupport@stoxx.com) | <https://qontigo.com/support/>

## DISCLAIMER

STOXX, Deutsche Boerse Group (DBAG) and their licensors, research partners or data providers do not make any warranties or representations, express or implied, with respect to the timeliness, sequence, accuracy, completeness, currentness, merchantability, quality or fitness for any particular purpose of its index data and exclude any liability in connection therewith. STOXX, DBAG and their licensors, research partners or data providers are not providing investment advice through the publication of indices or in connection therewith. In particular, the inclusion of a company in an index, its weighting, or the exclusion of a company from an index, does not in any way reflect an opinion of STOXX, DBAG or their licensors, research partners or data providers on the merits of that company. Financial instruments based on the STOXX® indices, DAX® indices or on any other indices supported by STOXX are in no way sponsored, endorsed, sold or promoted by STOXX, DBAG or their licensors, research partners or data providers.

## BACKTESTED PERFORMANCE

This document contains index performance data based on backtesting, i.e. calculations of how the index might have performed prior to launch if it had existed using the same index methodology and based on historical constituents. Backtested performance information is purely hypothetical and is provided in this document solely for information purposes. Backtested performance does not represent actual performance and should not be interpreted as an indication of actual performance.

## CUSTOMIZATION

The index can be used as a basis for the definition of STOXX® Customized Indices, which can be tailored to specific client or mandate needs. STOXX offers customization in almost unlimited forms for example in terms of component selection, weighting schemes and personalized calculation methodologies.

<sup>3</sup> Net dividend yield is calculated as net return index return minus price index return

<sup>4</sup> STOXX data from Dec. 20, 2002 to May 31, 2023

## STOXX® INTERNATIONAL SMALL-CAP EQUITY FACTOR INDEX

Top 10 Components<sup>5</sup>

Company	Supersector	Country	Weight (%)
BE SEMICONDUCTOR	Technology	Netherlands	0.66
VAT GROUP AG	Industrial Goods & Services	Switzerland	0.66
CT REIT.TST.	Real Estate	Canada	0.62
TOKYU REIT	Real Estate	Japan	0.61
LOGITECH INTERNATIONAL	Technology	Switzerland	0.59
BANK OF IRELAND GROUP	Banks	Ireland	0.55
GALENICA SANTE AG	Personal Care, Drug & Grocery Stores	Switzerland	0.51
SWISSQUOTE 'R'	Financial Services	Switzerland	0.46
NSD	Technology	Japan	0.42
ASR NEDERLAND NV	Insurance	Netherlands	0.40

<sup>5</sup> Based on the composition as of May 31, 2023