

ISTOXX® MUTB GLOBAL MOMENTUM 600 INDEX

Index description

The iSTOXX MUTB Momentum Indices aim to capture the performance of companies with the strongest historical price movements. Components are selected according to a momentum score factor which is calculated based on a stock's price movements over the past 12 months and adjusted to account for market beta, size and book-to-price biases.

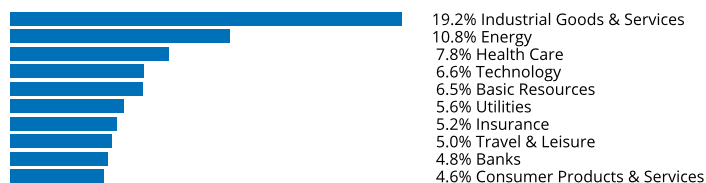
Key facts

- »Offers exposure to stocks with high momentum factor
- »Built-in safeguards to avoid market beta, size and book-to-price biases
- »Turnover buffer to reduce trading costs
- »Rebalanced quarterly in order to be more reactive to the market

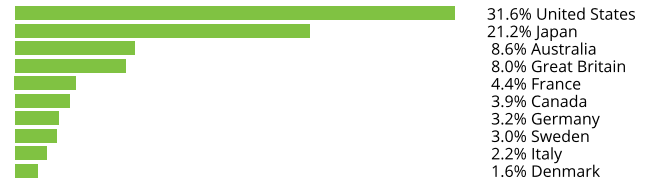
Descriptive statistics

Index	Market cap (USD bn.)		Components (USD bn.)				Component weight (%)		Turnover (%)
	Full	Free-float	Mean	Median	Largest	Smallest	Largest	Smallest	Last 12 months
iSTOXX MUTB Global Momentum 600 Index	N/A	101.2	0.2	0.2	0.3	0.1	0.3	0.1	108.1
STOXX Global 1800 Index	59,488.6	53,922.1	30.0	10.4	2,655.1	0.4	4.9	0.0	3.1

Supersector weighting (top 10)



Country weighting



Risk and return figures¹

Index returns	Return (%)					Annualized return (%)				
	Last month	YTD	1Y	3Y	5Y	Last month	YTD	1Y	3Y	5Y
iSTOXX MUTB Global Momentum 600 Index	-4.7	0.4	-4.8	18.3	15.2	N/A	N/A	-4.8	5.8	2.9
STOXX Global 1800 Index	-1.1	8.4	2.5	36.7	47.2	N/A	N/A	2.6	11.1	8.1
Index volatility and risk	Annualized volatility (%)					Annualized Sharpe ratio ²				
iSTOXX MUTB Global Momentum 600 Index	9.7	10.8	16.1	15.3	16.4	N/A	N/A	-0.5	0.4	0.2
STOXX Global 1800 Index	10.7	12.4	17.9	16.0	18.1	N/A	N/A	0.0	0.6	0.4
Index to benchmark	Correlation					Tracking error (%)				
iSTOXX MUTB Global Momentum 600 Index	0.8	0.8	0.9	0.9	0.9	6.4	7.4	8.9	8.3	8.2
Index to benchmark	Beta					Annualized information ratio				
iSTOXX MUTB Global Momentum 600 Index	0.7	0.7	0.8	0.8	0.8	-6.6	-2.6	-0.9	-0.7	-0.7

¹ For information on data calculation, please refer to [STOXX calculation reference guide](#).

² Based on EURIBOR1M

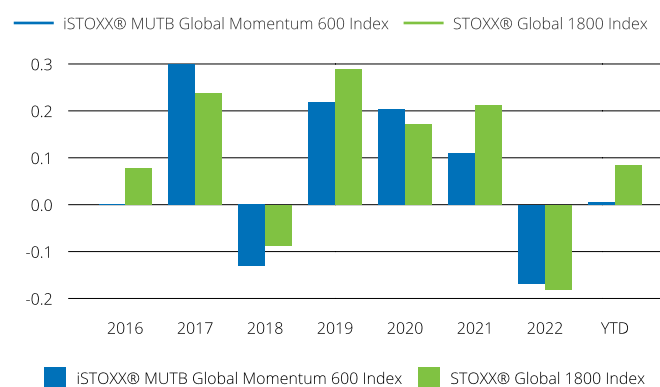
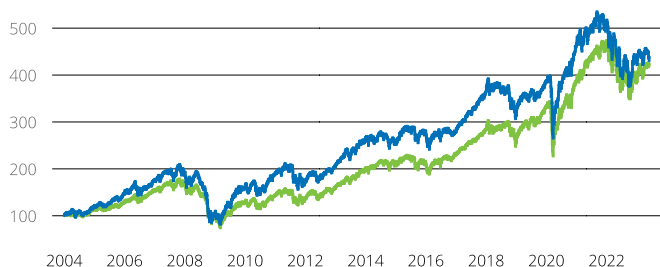
(USD, gross return), all data as of May 31, 2023

ISTOXX INDICES

ISTOXX® MUTB GLOBAL MOMENTUM 600 INDEX

Fundamentals (for last 12 months)

Index	Price/earnings incl. negative		Price/earnings excl. negative		Price/ book	Dividend yield (%) ³	Price/ sales	Price/ cash flow
	Trailing	Projected	Trailing	Projected	Trailing	Trailing	Trailing	Trailing
iSTOXX MUTB Global Momentum 600 Index	13.4	13.2	11.9	13.0	1.9	2.6	1.1	4.4
STOXX Global 1800 Index	22.3	17.2	18.6	16.9	0.1	2.2	1.8	6.0

Performance and annual returns⁴

Methodology

The iSTOXX MUTB Momentum Indices are derived from their respective benchmark index. All REITs are excluded from the universe. A momentum score is calculated for each eligible stock based on 12-month historical price movements. Scores are adjusted to account for market beta, size and book-to-price biases. The stocks with the highest momentum scores are selected for the respective index and weighted accordingly. The indices apply a turnover buffer and are reviewed quarterly.

The detailed methodology including the calculation formula can be found in our rulebooks: www.stoxx.com/rulebooks

Versions and symbols

Index	ISIN	Symbol	Bloomberg	Reuters
Gross Return EUR	CH0421048569	ISMGMG		.ISMGMG
Net Return EUR	CH0421048478	ISMGMN		.ISMGMN
Price EUR	CH0421048429	ISMGMP		.ISMGMP
Gross Return JPY	CH0421048445	ISMGMYG		.ISMGMYG
Net Return JPY	CH0421048585	ISMGMYN		.ISMGMYN
Price JPY	CH0421048437	ISMGMYP		.ISMGMYP
Gross Return USD	CH0421048387	ISMGMU	ISMGMU INDEX	.ISMGMU
Net Return USD	CH0421048577	ISMGMV		.ISMGMV
Price USD	CH0421048403	ISMGML		.ISMGML

Complete list available here: www.stoxx.com/data/vendor_codes.html

Quick facts

Weighting	Based on a momentum score
Cap factor	N/A
No. of components	600
Review frequency	quarterly
Calculation/distribution	realtime 15 sec
Calculation hours	00:00:00 22:00:00
Base value/base date	100 as of Dec. 19, 2003
Inception date	Jun. 29, 2018

To learn more about the inception date, the currency, the calculation hours and historical values, please see our data vendor code sheet.

CONTACT DETAILS

STOXX customer support | P +41 43 430 7272 | customersupport@stoxx.com | <https://qontigo.com/support/>

DISCLAIMER

STOXX, Deutsche Boerse Group (DBAG) and their licensors, research partners or data providers do not make any warranties or representations, express or implied, with respect to the timeliness, sequence, accuracy, completeness, currentness, merchantability, quality or fitness for any particular purpose of its index data and exclude any liability in connection therewith. STOXX, DBAG and their licensors, research partners or data providers are not providing investment advice through the publication of indices or in connection therewith. In particular, the inclusion of a company in an index, its weighting, or the exclusion of a company from an index, does not in any way reflect an opinion of STOXX, DBAG or their licensors, research partners or data providers on the merits of that company. Financial instruments based on the STOXX indices, DAX indices or on any other indices supported by STOXX are in no way sponsored, endorsed, sold or promoted by STOXX, DBAG or their licensors, research partners or data providers.

BACKTESTED PERFORMANCE

This document contains index performance data based on backtesting, i.e. calculations of how the index might have performed prior to launch if it had existed using the same index methodology and based on historical constituents. Backtested performance information is purely hypothetical and is provided in this document solely for information purposes. Backtested performance does not represent actual performance and should not be interpreted as an indication of actual performance.

CUSTOMIZATION

The index can be used as a basis for the definition of STOXX Customized Indices, which can be tailored to specific client or mandate needs. STOXX offers customization in almost unlimited forms for example in terms of component selection, weighting schemes and personalized calculation methodologies.

³ gr. div. yield is calculated as gr. return index return minus price index return

⁴ STOXX data from Jan. 02, 2004 to May 31, 2023

(USD, gross return), all data as of May 31, 2023

ISTOXX® MUTB GLOBAL MOMENTUM 600 INDEX

Top 10 Components⁵

Company	Supersector	Country	Weight (%)
LIONTOWN RESOURCES	Basic Resources	Australia	0.32
SembCorp Industries Ltd.	Utilities	Singapore	0.27
AGL Energy Ltd.	Utilities	Australia	0.25
SANRIO	Consumer Products & Services	Japan	0.25
NORTHERN STAR	Basic Resources	Australia	0.25
ZENSHO	Travel & Leisure	Japan	0.24
CAPCOM	Consumer Products & Services	Japan	0.24
BE SEMICONDUCTOR	Technology	Netherlands	0.24
Disco Corp.	Technology	Japan	0.23
Eli Lilly & Co.	Health Care	United States	0.23

⁵ Based on the composition as of May 31, 2023
