

ISTOXX® UK ESG EQUAL WEIGHT INDEX

Index description

The iSTOXX UK ESG Equal Weight Index aims to replicate an investment in the top 50% stocks in terms of ESG Risk Rating of the STOXX UK Total Market Index. Companies that are non-compliant according to Global Standards Screening (GSS) or are involved in Controversial Weapons activities, as identified by Sustainalytics, are not eligible. Additionally, the eligible companies should not be involved in Unconventional Oil and Gas, Tobacco production, Thermal Coal, Adult Entertainment and Gambling.

The constituents are equally weighted, and the index is reviewed on a quarterly basis.

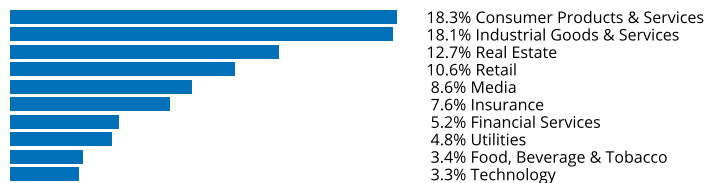
Key facts

- »Serves as benchmarks for the UK region.
- »High liquidity threshold ensures tradability.
- »Selects the largest securities that have low ESG Risk Rating.

Descriptive statistics

Index	Market cap (EUR bn.)		Components (EUR bn.)				Component weight (%)		Turnover (%)
	Full	Free-float	Mean	Median	Largest	Smallest	Largest	Smallest	Last 12 months
iSTOXX UK ESG Equal Weight Index	N/A	97.4	1.5	1.5	2.0	1.0	2.0	1.0	64.7
STOXX UK Total Market Index	2,628.2	2,417.2	8.4	1.8	210.1	0.0	8.7	0.0	3.1

Supersector weighting (top 10)



Country weighting



Risk and return figures¹

Index returns	Return (%)					Annualized return (%)				
	Last month	YTD	1Y	3Y	5Y	Last month	YTD	1Y	3Y	5Y
iSTOXX UK ESG Equal Weight Index	-4.2	6.1	-2.8	28.2	7.3	N/A	N/A	-2.8	8.7	1.4
STOXX UK Total Market Index	-2.9	4.8	-0.5	39.6	15.6	N/A	N/A	-0.5	11.8	3.0
Index volatility and risk	Annualized volatility (%)					Annualized Sharpe ratio ²				
iSTOXX UK ESG Equal Weight Index	13.3	16.2	20.9	21.3	23.8	N/A	N/A	-0.2	0.3	0.1
STOXX UK Total Market Index	12.0	12.3	15.6	17.4	19.7	N/A	N/A	-0.1	0.6	0.2
Index to benchmark	Correlation					Tracking error (%)				
iSTOXX UK ESG Equal Weight Index	0.8	0.8	0.8	0.9	0.9	6.7	10.1	11.3	9.6	10.1
Index to benchmark	Beta					Annualized information ratio				
iSTOXX UK ESG Equal Weight Index	0.9	1.0	1.1	1.1	1.1	-2.2	0.3	-0.2	-0.3	-0.1

¹ For information on data calculation, please refer to STOXX calculation reference guide.

² Based on EURIBOR1M

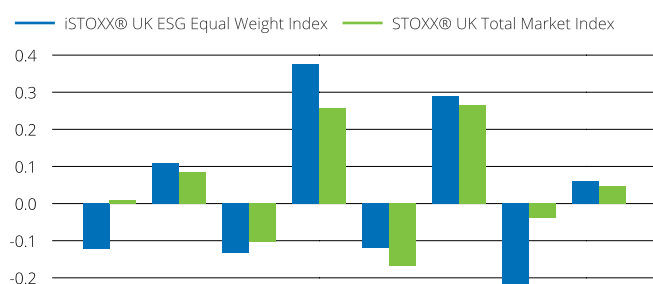
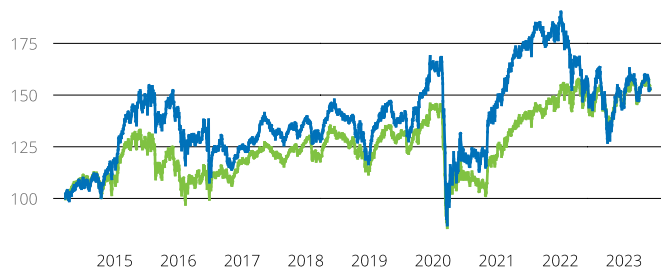
(EUR, net return), all data as of May 31, 2023

ENVIRONMENTAL SOCIAL ISTOXX® UK ESG EQUAL WEIGHT INDEX

Fundamentals (for last 12 months)

Index	Price/earnings incl. negative		Price/earnings excl. negative		Price/ book	Dividend yield (%) ³	Price/ sales	Price/ cash flow
	Trailing	Projected	Trailing	Projected	Trailing	Trailing	Trailing	Trailing
iSTOXX UK ESG Equal Weight Index	37.6	12.1	12.1	11.6	1.3	3.6	1.1	1.5
STOXX UK Total Market Index	8.6	8.5	6.4	8.2	1.3	3.7	0.7	3.8

Performance and annual returns⁴



■ iSTOXX® UK ESG Equal Weight Index ■ STOXX® UK Total Market Index

Methodology

The iSTOXX UK ESG Equal Weight Index aims to replicate an investment in the top 50% stocks in terms of ESG Risk Rating of the STOXX UK Total Market Index. Companies that are non-compliant according to Global Standards Screening (GSS) or are involved in Controversial Weapons activities, as identified by Sustainalytics, are not eligible. Additionally, the eligible companies should not be involved in Unconventional Oil and Gas, Tobacco production, Thermal Coal, Adult Entertainment and Gambling.

Versions and symbols

Index	ISIN	Symbol	Bloomberg	Reuters
Gross Return EUR	CH0462361723	ISUKEWGR		.ISUKEWGR
Net Return EUR	CH0462361715	ISUKEWR		.ISUKEWR
Price EUR	CH0462361707	ISUKEWE		.ISUKEWE
Gross Return GBP	CH0462361756	ISUKEWGB	ISUKEWGB INDEX	.ISUKEWGB
Net Return GBP	CH0462361749	ISUKEWB	ISUKEWB INDEX	.ISUKEWB
Price GBP	CH0462361731	ISUKEWH	ISUKEWH INDEX	.ISUKEWH

Complete list available here: www.stoxx.com/data/vendor_codes.html

Quick facts

Weighting	Equal-Weighted
Cap factor	n.a.
No. of components	Variable
Review frequency	Quarterly
Calculation/distribution	End of day
Calculation hours	18:00:00 18:00:00
Base value/base date	100 as of Mar. 24, 2014
History	Available from Mar. 24, 2014
Inception date	June. 01, 2022

To learn more about the inception date, the currency, the calculation hours and historical values, please see our data vendor code sheet.

CONTACT DETAILS

STOXX customer support | P +41 43 430 7272 | customersupport@stoxx.com | <https://qontigo.com/support/>

DISCLAIMER

STOXX, Deutsche Boerse Group (DBAG) and their licensors, research partners or data providers do not make any warranties or representations, express or implied, with respect to the timeliness, sequence, accuracy, completeness, currentness, merchantability, quality or fitness for any particular purpose of its index data and exclude any liability in connection therewith. STOXX, DBAG and their licensors, research partners or data providers are not providing investment advice through the publication of indices or in connection therewith. In particular, the inclusion of a company in an index, its weighting, or the exclusion of a company from an index, does not in any way reflect an opinion of STOXX, DBAG or their licensors, research partners or data providers on the merits of that company. Financial instruments based on the STOXX® indices, DAX® indices or on any other indices supported by STOXX are in no way sponsored, endorsed, sold or promoted by STOXX, DBAG or their licensors, research partners or data providers.

BACKTESTED PERFORMANCE

This document contains index performance data based on backtesting, i.e. calculations of how the index might have performed prior to launch if it had existed using the same index methodology and based on historical constituents. Backtested performance information is purely hypothetical and is provided in this document solely for information purposes. Backtested performance does not represent actual performance and should not be interpreted as an indication of actual performance.

CUSTOMIZATION

The index can be used as a basis for the definition of STOXX® Customized Indices, which can be tailored to specific client or mandate needs. STOXX offers customization in almost unlimited forms for example in terms of component selection, weighting schemes and personalized calculation methodologies.

³ Net dividend yield is calculated as net return index return minus price index return

⁴ STOXX data from Mar. 24, 2014 to May 31, 2023

ENVIRONMENTAL SOCIAL ISTOXX® UK ESG EQUAL WEIGHT INDEX

Top 10 Components⁵

Company	Supersector	Country	Weight (%)
RENTOKIL INITIAL	Industrial Goods & Services	Great Britain	2.02
3I GROUP PLC.	Financial Services	Great Britain	2.01
COMPASS GRP	Consumer Products & Services	Great Britain	1.93
SAGE GRP	Technology	Great Britain	1.90
HALMA	Industrial Goods & Services	Great Britain	1.89
COCA-COLA HBC	Food, Beverage & Tobacco	Great Britain	1.84
BUNZL	Industrial Goods & Services	Great Britain	1.79
DR MARTENS	Consumer Products & Services	Great Britain	1.79
BELLWAY	Consumer Products & Services	Great Britain	1.78
GAMES WORKSHOP	Consumer Products & Services	Great Britain	1.76

⁵ Based on the composition as of May 31, 2023
