

ISTOXX® L&G DEV WORLD MV ESG INDEX

Index description

The iSTOXX L&G Developed World ESG index is designed to track an ESG-weighted market cap benchmark based on STOXX Developed World, where the ESG scores are provided by Legal and General Investment Management (LGIM). The index rules aim to ensure tradability, diversification, and untargeted factor and industry/country exposures are risk managed.

Key facts

»Innovative minimum volatility solution that incorporates LGIM's proprietary ESG scores

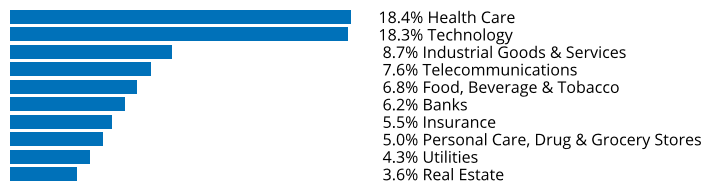
»Explicitly designed to minimize portfolio volatility whilst incorporating ESG considerations

»Embedded diversification elements across industry and country exposures


Descriptive statistics

Index	Market cap (EUR bn.)		Components (EUR bn.)				Component weight (%)		Turnover (%)
	Full	Free-float	Mean	Median	Largest	Smallest	Largest	Smallest	Last 12 months
iSTOXX L&G Dev World MV ESG Index	N/A	99.2	0.1	0.1	3.5	0.0	3.5	0.0	20.1
STOXX Developed World Index	56,549.1	50,921.7	29.5	10.2	2,490.5	0.1	4.9	0.0	2.9

Supersector weighting (top 10)



Country weighting



Risk and return figures¹

Index returns	Return (%)					Annualized return (%)				
	Last month	YTD	1Y	3Y	5Y	Last month	YTD	1Y	3Y	5Y
iSTOXX L&G Dev World MV ESG Index	0.2	3.3	2.0	33.5	51.9	N/A	N/A	2.0	10.2	8.8
STOXX Developed World Index	2.7	8.9	3.1	43.0	61.6	N/A	N/A	3.1	12.6	10.1
Index volatility and risk	Annualized volatility (%)					Annualized Sharpe ratio ²				
iSTOXX L&G Dev World MV ESG Index	8.1	10.0	12.4	11.9	14.8	N/A	N/A	0.0	0.8	0.6
STOXX Developed World Index	11.1	12.3	16.1	15.2	17.8	N/A	N/A	0.0	0.7	0.5
Index to benchmark	Correlation					Tracking error (%)				
iSTOXX L&G Dev World MV ESG Index	0.9	0.9	0.9	0.9	1.0	5.0	5.6	6.4	5.8	5.8
Index to benchmark	Beta					Annualized information ratio				
iSTOXX L&G Dev World MV ESG Index	0.7	0.7	0.7	0.7	0.8	-5.5	-2.1	-0.2	-0.4	-0.2

¹ For information on data calculation, please refer to STOXX calculation reference guide.

² Based on EURIBOR1M

(EUR, gross return), all data as of May 31, 2023

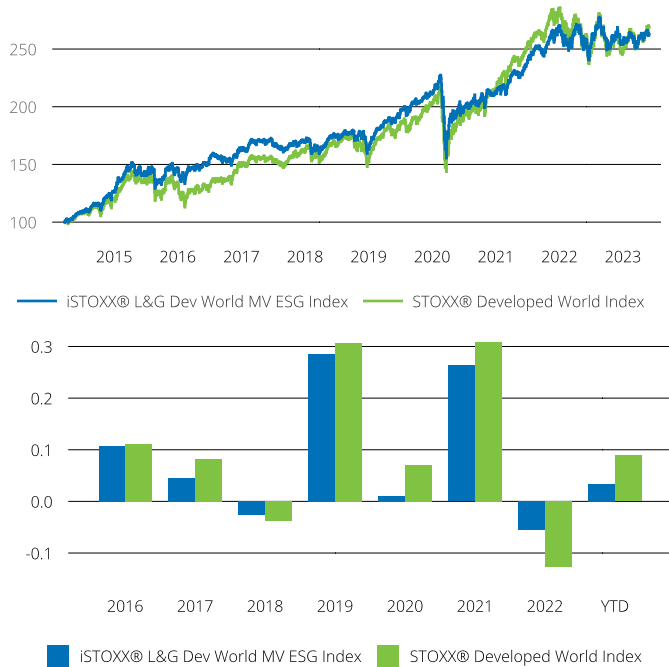
ISTOXX INDICES

ISTOXX® L&G DEV WORLD MV ESG INDEX

Fundamentals (for last 12 months)

Index	Price/earnings incl. negative		Price/earnings excl. negative		Price/ book	Dividend yield (%) ³	Price/ sales	Price/ cash flow
	Trailing	Projected	Trailing	Projected	Trailing	Trailing	Trailing	Trailing
iSTOXX L&G Dev World MV ESG Index	20.7	17.0	19.9	17.0	2.6	2.6	1.8	5.0
STOXX Developed World Index	22.9	17.5	18.9	17.1	0.1	2.2	1.8	6.1

Performance and annual returns⁴



Methodology

The iSTOXX L&G Developed World ESG index is designed to track an ESG-weighted market cap benchmark based on STOXX Developed World, where the ESG scores are provided by Legal and General Investment Management (LGIM). The index rules aim to ensure tradability, diversification, and untargeted factor and industry/country exposures are risk managed.

Versions and symbols

Index	ISIN	Symbol	Bloomberg	Reuters
Gross Return EUR	CH0462362770	ISWDVEGE		.ISWDVEGE
Net Return EUR	CH0462362762	ISWDVENE		.ISWDVENE
Price EUR	CH0462362754	ISWDVEPE		.ISWDVEPE
Gross Return GBP	CH0462362812	ISWDVEG	ISWDVEG INDEX	.ISWDVEG
Net Return GBP	CH0462362820	ISWDVEN		.ISWDVEN
Price GBP	CH0462362838	ISWDVEP		.ISWDVEP

Complete list available here: www.stoxx.com/data/vendor_codes.html

Quick facts

Weighting	Optimization
Cap factor	N/A
No. of components	Variable
Review frequency	Quarterly
Calculation/distribution	Realtime 15 sec
Calculation hours	00:00:00 22:15:00
Base value/base date	100 as of March. 24, 2014
History	Available from Mar. 24, 2014
Inception date	November. 30, 2022

To learn more about the inception date, the currency, the calculation hours and historical values, please see our data vendor code sheet.

CONTACT DETAILS

STOXX customer support | P +41 43 430 7272 | customersupport@stoxx.com | <https://qontigo.com/support/>

DISCLAIMER

STOXX, Deutsche Boerse Group (DBAG) and their licensors, research partners or data providers do not make any warranties or representations, express or implied, with respect to the timeliness, sequence, accuracy, completeness, currentness, merchantability, quality or fitness for any particular purpose of its index data and exclude any liability in connection therewith. STOXX, DBAG and their licensors, research partners or data providers are not providing investment advice through the publication of indices or in connection therewith. In particular, the inclusion of a company in an index, its weighting, or the exclusion of a company from an index, does not in any way reflect an opinion of STOXX, DBAG or their licensors, research partners or data providers on the merits of that company. Financial instruments based on the STOXX® indices, DAX® indices or on any other indices supported by STOXX are in no way sponsored, endorsed, sold or promoted by STOXX, DBAG or their licensors, research partners or data providers.

BACKTESTED PERFORMANCE

This document contains index performance data based on backtesting, i.e. calculations of how the index might have performed prior to launch if it had existed using the same index methodology and based on historical constituents. Backtested performance information is purely hypothetical and is provided in this document solely for information purposes. Backtested performance does not represent actual performance and should not be interpreted as an indication of actual performance.

CUSTOMIZATION

The index can be used as a basis for the definition of STOXX® Customized Indices, which can be tailored to specific client or mandate needs. STOXX offers customization in almost unlimited forms for example in terms of component selection, weighting schemes and personalized calculation methodologies.

³ gr. div. yield is calculated as gr. return index return minus price index return

⁴ STOXX data from Mar. 21, 2014 to May 31, 2023

ISTOXX® L&G DEV WORLD MV ESG INDEX

Top 10 Components⁵

Company	Supersector	Country	Weight (%)
Microsoft Corp.	Technology	United States	3.54
Apple Inc.	Technology	United States	3.47
Yum China Holdings	Travel & Leisure	United States	1.91
Check Point Software Technolog	Technology	United States	1.63
HKT TRUST & HKT	Telecommunications	Hong Kong	1.45
WALMART INC.	Retail	United States	1.32
SPARK NEW ZEALAND	Telecommunications	New Zealand	1.28
ALPHABET CLASS C	Technology	United States	1.20
Johnson & Johnson	Health Care	United States	1.18
Church & Dwight Co.	Personal Care, Drug & Grocery Stores	United States	1.14

⁵ Based on the composition as of May 31, 2023
