

ISTOXX® WORLD MIN VOL ESG INDEX

Index description

The iSTOXX World Min Vol ESG index (iSTOXX World MV ESG) is designed to track the performance of an optimized minimum variance portfolio that will incorporate tilts towards companies that exhibit low volatility, favorable fundamentals (specifically profitability and leverage), and superior ESG scores.

The index is constructed in two steps, first by creating a minimum variance portfolio based on the STOXX World index, and second by improving the Climate and ESG profiles of this portfolio, using data from ISS ESG and LGIM, respectively. The index rules ensure tradability, diversification, positive exposure to fundamental quality (i.e., positive exposure to profitability and low leverage), and untargeted factor and industry/country/region exposures are risk managed and imposed on the index components such that the index achieves an overall ESG score that exceeds that of the EURO STOXX 50 Index excluding its worst 22% ESG scorers.

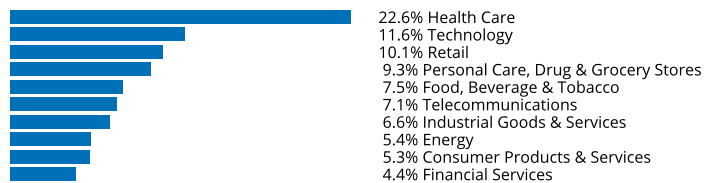
Key facts

- » Innovative sustainability-focused multifactor index
- » Explicitly designed to minimize portfolio volatility while incorporating quality, ESG and climate considerations
- » Embedded diversification elements across non-target factors, industry and country exposures


Descriptive statistics

Index	Market cap (GBP bn.)		Components (GBP bn.)				Component weight (%)		Turnover (%)
	Full	Free-float	Mean	Median	Largest	Smallest	Largest	Smallest	Last 12 months
iSTOXX World Min Vol ESG Index	N/A	86.6	0.4	0.1	4.3	0.0	5.0	0.0	32.0
iSTOXX World Min Vol Index	N/A	85.8	0.3	0.1	4.3	0.0	5.1	0.0	33.0

Supersector weighting (top 10)



Country weighting



Risk and return figures¹

Index returns	Return (%)					Annualized return (%)				
	Last month	YTD	1Y	3Y	5Y	Last month	YTD	1Y	3Y	5Y
iSTOXX World Min Vol ESG Index	-1.8	-2.0	1.5	17.0	N/A	N/A	N/A	1.5	5.4	N/A
iSTOXX World Min Vol Index	-2.2	-2.5	1.2	16.0	N/A	N/A	N/A	1.2	5.1	N/A
Index volatility and risk	Annualized volatility (%)					Annualized Sharpe ratio ²				
iSTOXX World Min Vol ESG Index	6.6	10.0	11.8	11.0	N/A	N/A	N/A	-0.0	0.5	N/A
iSTOXX World Min Vol Index	6.4	9.8	11.8	11.0	12.9	N/A	N/A	-0.1	0.4	0.4
Index to benchmark	Correlation					Tracking error (%)				
iSTOXX World Min Vol ESG Index	1.0	1.0	1.0	1.0	N/A	0.9	0.9	1.3	1.4	N/A
Index to benchmark	Beta					Annualized information ratio				
iSTOXX World Min Vol ESG Index	1.0	1.0	1.0	1.0	N/A	5.9	1.3	0.2	0.2	N/A

¹ For information on data calculation, please refer to [STOXX calculation reference guide](#).

² Based on EURIBOR1M

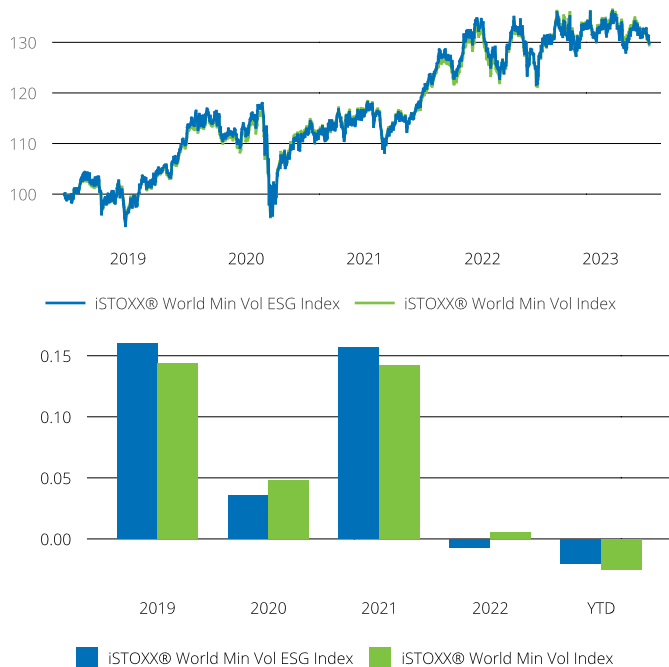
(GBP, price), all data as of May 31, 2023

ISTOXX INDICES

ISTOXX® WORLD MIN VOL ESG INDEX

Fundamentals (for last 12 months)

Index	Price/earnings incl. negative		Price/earnings excl. negative		Price/ book	Dividend yield (%) ³	Price/ sales	Price/ cash flow
	Trailing	Projected	Trailing	Projected	Trailing	Trailing	Trailing	Trailing
iSTOXX World Min Vol ESG Index	18.5	16.9	17.6	16.9	3.0	2.1	1.5	21.0
iSTOXX World Min Vol Index	18.0	16.6	16.9	16.6	2.8	2.1	1.4	22.1

Performance and annual returns⁴

Methodology

The iSTOXX World Min Vol ESG index (iSTOXX World MV ESG) is designed to track the performance of an optimized minimum variance portfolio that will incorporate tilts towards companies that exhibit low volatility, favorable fundamentals (specifically profitability and leverage), and superior ESG scores.

The index is constructed in two steps, first by creating a minimum variance portfolio based on the STOXX World index, and second by improving the Climate and ESG profiles of this portfolio, using data from ISS ESG and LGIM, respectively. The index rules ensure tradability, diversification, positive exposure to fundamental quality (i.e., positive exposure to profitability and low leverage), and untargeted factor and industry/country/region exposures are risk managed and imposed on the index components such that the index achieves an overall ESG score that exceeds that of the EURO STOXX 50 Index excluding its worst 22% ESG scorers.

Versions and symbols

Index	ISIN	Symbol	Bloomberg	Reuters
Gross Return GBP	CH1169655466	ISWMVEGV	ISWMVEGV INDEX	.ISWMVEGV
Net Return GBP	CH1169655458	ISWMVEV	ISWMVEV INDEX	.ISWMVEV
Price GBP	CH1169655441	ISWMVE	ISWMVE INDEX	.ISWMVE
Gross Return USD	CH1169655490	ISWMVEGU		.ISWMVEGU
Net Return USD	CH1169655482	ISWMVEU		.ISWMVEU
Price USD	CH1169655474	ISWMVEP		.ISWMVEP

Complete list available here: www.stoxx.com/data/vendor_codes.html

Quick facts

Weighting	Price weighted with a weighting factor and capping factor
No. of components	Variable
Review frequency	Quarterly
Calculation/distribution	Realtime 15 sec
Calculation hours	00:00:00 22:15:00
Base value/base date	100 as of June. 18, 2018
History	Available from June. 18, 2018
Inception date	July. 25, 2022

To learn more about the inception date, the currency, the calculation hours and historical values, please see our data vendor code sheet.

CONTACT DETAILS

STOXX customer support | P +41 43 430 7272 | customersupport@stoxx.com | <https://qontigo.com/support/>

DISCLAIMER

STOXX, Deutsche Boerse Group (DBAG) and their licensors, research partners or data providers do not make any warranties or representations, express or implied, with respect to the timeliness, sequence, accuracy, completeness, currentness, merchantability, quality or fitness for any particular purpose of its index data and exclude any liability in connection therewith. STOXX, DBAG and their licensors, research partners or data providers are not providing investment advice through the publication of indices or in connection therewith. In particular, the inclusion of a company in an index, its weighting, or the exclusion of a company from an index, does not in any way reflect an opinion of STOXX, DBAG or their licensors, research partners or data providers on the merits of that company. Financial instruments based on the STOXX® indices, DAX® indices or on any other indices supported by STOXX are in no way sponsored, endorsed, sold or promoted by STOXX, DBAG or their licensors, research partners or data providers.

BACKTESTED PERFORMANCE

This document contains index performance data based on backtesting, i.e. calculations of how the index might have performed prior to launch if it had existed using the same index methodology and based on historical constituents. Backtested performance information is purely hypothetical and is provided in this document solely for information purposes. Backtested performance does not represent actual performance and should not be interpreted as an indication of actual performance.

CUSTOMIZATION

The index can be used as a basis for the definition of STOXX® Customized Indices, which can be tailored to specific client or mandate needs. STOXX offers customization in almost unlimited forms for example in terms of component selection, weighting schemes and personalized calculation methodologies.

³ Net dividend yield is calculated as net return index return minus price index return

⁴ STOXX data from Jun. 18, 2018 to May 31, 2023

ISTOXX® WORLD MIN VOL ESG INDEX

Top 10 Components⁵

Company	Supersector	Country	Weight (%)
NOVO NORDISK B	Health Care	Denmark	5.01
Costco Wholesale Corp.	Retail	United States	4.66
WALMART INC.	Retail	United States	4.42
Procter & Gamble Co.	Personal Care, Drug & Grocery Stores	United States	4.25
Johnson & Johnson	Health Care	United States	3.93
Exxon Mobil Corp.	Energy	United States	3.67
Accenture PLC Cl A	Industrial Goods & Services	United States	3.35
ROCHE HLDG P	Health Care	Switzerland	2.82
Vertex Pharmaceuticals Inc.	Health Care	United States	2.73
McKesson Corp.	Personal Care, Drug & Grocery Stores	United States	1.76

⁵ Based on the composition as of May 31, 2023
