

EURO ISTOXX® 50 BROAD INFRASTRUCTURE TILTED INDEX

Index description

The EURO iSTOXX 50 Broad Infrastructure Tilted Index tracks the performance of all of the EURO STOXX 50 securities and the 10 largest securities from the STOXX Global Broad Infrastructure Index. The index is reviewed quarterly in March, June, September and December.

Key facts

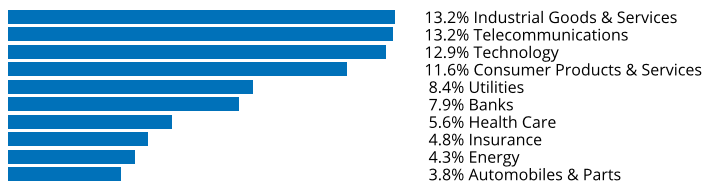
»Replicates the performance of the EURO STOXX 50 Index and 10 largest securities from the STOXX Global Broad Infrastructure Index.

»Weights are set to achieve a 80:20 ratio for the EURO STOXX 50 company weights versus the weights of the 10 securities from the STOXX Global Broad Infrastructure Index.

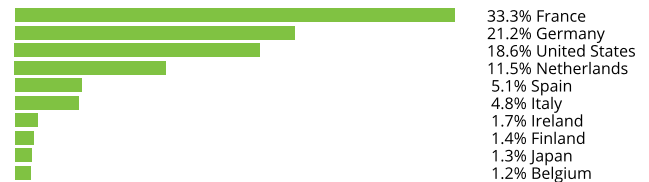
Descriptive statistics

Index	Market cap (EUR bn.)		Components (EUR bn.)				Component weight (%)		Turnover (%)
	Full	Free-float	Mean	Median	Largest	Smallest	Largest	Smallest	Last 12 months
EURO iSTOXX 50 Broad Infrastructure Tilted Index	N/A	1.0	0.0	0.0	0.1	0.0	7.2	0.3	13.5
EURO STOXX 50 Index	3,950.1	3,013.5	60.3	44.9	270.7	12.1	9.0	0.4	3.9

Supersector weighting (top 10)



Country weighting



Risk and return figures¹

Index returns	Return (%)					Annualized return (%)				
	Last month	YTD	1Y	3Y	5Y	Last month	YTD	1Y	3Y	5Y
EURO iSTOXX 50 Broad Infrastructure Tilted Index	-2.1	10.2	9.0	39.7	44.0	N/A	N/A	9.1	11.9	7.7
EURO STOXX 50 Index	-1.9	14.2	15.1	52.2	44.5	N/A	N/A	15.2	15.2	7.7
Index volatility and risk	Annualized volatility (%)					Annualized Sharpe ratio ²				
EURO iSTOXX 50 Broad Infrastructure Tilted Index	12.0	13.6	16.0	17.0	18.7	N/A	N/A	0.4	0.6	0.4
EURO STOXX 50 Index	13.7	16.1	18.5	20.0	21.1	N/A	N/A	0.6	0.7	0.3
Index to benchmark	Correlation					Tracking error (%)				
EURO iSTOXX 50 Broad Infrastructure Tilted Index	1.0	1.0	1.0	1.0	1.0	3.3	4.5	4.7	4.6	4.7
Index to benchmark	Beta					Annualized information ratio				
EURO iSTOXX 50 Broad Infrastructure Tilted Index	0.9	0.8	0.8	0.8	0.9	-0.8	-2.1	-1.3	-0.8	-0.1

¹ For information on data calculation, please refer to STOXX calculation reference guide.

² Based on EURIBOR1M

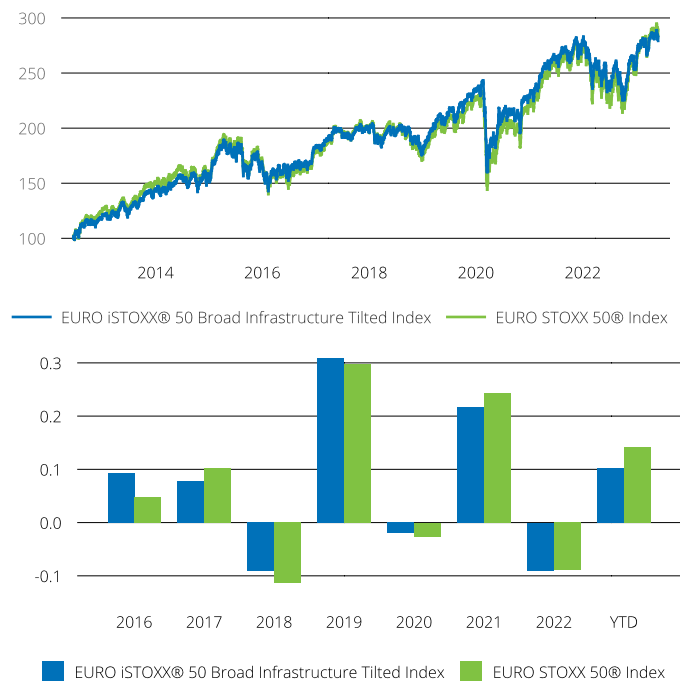
(EUR, gross return), all data as of May 31, 2023

THEME INDICES

EURO ISTOXX® 50 BROAD INFRASTRUCTURE TILTED INDEX

Fundamentals (for last 12 months)

Index	Price/earnings incl. negative		Price/earnings excl. negative		Price/ book	Dividend yield (%) ³	Price/ sales	Price/ cash flow
	Trailing	Projected	Trailing	Projected	Trailing	Trailing	Trailing	Trailing
EURO ISTOXX 50 Broad Infrastructure Tilted Index	15.0	11.8	13.5	11.7	1.9	3.6	1.2	17.2
EURO STOXX 50 Index	13.9	11.6	13.0	11.5	1.8	3.8	1.1	16.5

Performance and annual returns⁴

Methodology

The EURO ISTOXX 50 Broad Infrastructure Tilted Index selects 60 securities, all of the EURO STOXX 50 Index constituents and 10 of the largest securities belonging to Japan, US, Switzerland or the developed markets of the Eurozone from the STOXX Global Broad Infrastructure Index. The index is price weighted with weight factors based on free-float market capitalization and multipliers to achieve 80:20 weight ratio for the EURO STOXX 50 company weights versus the 10 Broad Infrastructure company weights within the EURO ISTOXX 50 Broad Infrastructure Tilted Index.

The reviews are conducted on a quarterly basis in March, June, September and December. The review cut-off date for the underlying data is the last calculation day of February, May, August and November respectively.

The detailed methodology including the calculation formula can be found in our rulebooks: www.stoxx.com/rulebooks

Versions and symbols

Index	ISIN	Symbol	Bloomberg	Reuters
Gross Return EUR	CH1169653404	ISX5BIGT		.ISX5BIGT
Net Return EUR	CH1169653412	ISX5BIT		.ISX5BIT
Price EUR	CH1169653420	ISX5BIE	ISX5BIE INDEX	.ISX5BIE
Gross Return USD	CH1169653370	ISX5BIGU		.ISX5BIGU
Net Return USD	CH1169653388	ISX5BIU		.ISX5BIU
Price USD	CH1169653396	ISX5BIK		.ISX5BIK

Complete list available here: www.stoxx.com/data/vendor_codes.html

Quick facts

Weighting	Weights based on free-float market capitalization
Cap factor	-
No. of components	60
Review frequency	Quarterly
Calculation/distribution	Realtime
Calculation hours	00:00:00 22:15:00
Base value/base date	100 as of June. 18, 2012
History	Available from June. 18, 2012
Inception date	June. 27, 2022

To learn more about the inception date, the currency, the calculation hours and historical values, please see our data vendor code sheet.

CONTACT DETAILS

STOXX customer support | P +41 43 430 7272 | customersupport@stoxx.com | <https://qontigo.com/support/>

DISCLAIMER

STOXX, Deutsche Boerse Group (DBAG) and their licensors, research partners or data providers do not make any warranties or representations, express or implied, with respect to the timeliness, sequence, accuracy, completeness, currentness, merchantability, quality or fitness for any particular purpose of its index data and exclude any liability in connection therewith. STOXX, DBAG and their licensors, research partners or data providers are not providing investment advice through the publication of indices or in connection therewith. In particular, the inclusion of a company in an index, its weighting, or the exclusion of a company from an index, does not in any way reflect an opinion of STOXX, DBAG or their licensors, research partners or data providers on the merits of that company. Financial instruments based on the STOXX® indices, DAX® indices or on any other indices supported by STOXX are in no way sponsored, endorsed, sold or promoted by STOXX, DBAG or their licensors, research partners or data providers.

BACKTESTED PERFORMANCE

This document contains index performance data based on backtesting, i.e. calculations of how the index might have performed prior to launch if it had existed using the same index methodology and based on historical constituents. Backtested performance information is purely hypothetical and is provided in this document solely for information purposes. Backtested performance does not represent actual performance and should not be interpreted as an indication of actual performance.

CUSTOMIZATION

The index can be used as a basis for the definition of STOXX® Customized Indices, which can be tailored to specific client or mandate needs. STOXX offers customization in almost unlimited forms for example in terms of component selection, weighting schemes and personalized calculation methodologies.

³ gr. div. yield is calculated as gr. return index return minus price index return

⁴ STOXX data from Jun. 18, 2012 to May 31, 2023

(EUR, gross return), all data as of May 31, 2023

EURO ISTOXX® 50 BROAD INFRASTRUCTURE TILTED INDEX

Top 10 Components⁵

Company	Supersector	Country	Weight (%)
ASML HLDG	Technology	Netherlands	7.20
LVMH MOET HENNESSY	Consumer Products & Services	France	5.62
TOTALENERGIES	Energy	France	3.52
SAP	Technology	Germany	3.33
Comcast Corp. Cl A	Telecommunications	United States	3.05
SIEMENS	Industrial Goods & Services	Germany	3.05
SANOFI	Health Care	France	2.88
Verizon Communications Inc.	Telecommunications	United States	2.76
NextEra Energy Inc.	Utilities	United States	2.69
L'OREAL	Consumer Products & Services	France	2.57

⁵ Based on the composition as of May 31, 2023
