

ISTOXX® EUROPE ESG CLIMATE AWARENESS SELECT 50 INDEX

Index description

The iSTOXX Europe ESG Climate Awareness Select 50 Index tracks the performance of 50 climate-conscious companies; it is composed of a balanced universe comprising liquid stocks with low volatility and high dividend yield. The components are selected from a pool of companies that have considered the implications of climate change for, and on, their businesses, are implementing initiatives to further their use of renewable energy and are classified as leading companies with regard to environmental, social and governance (ESG) criteria.

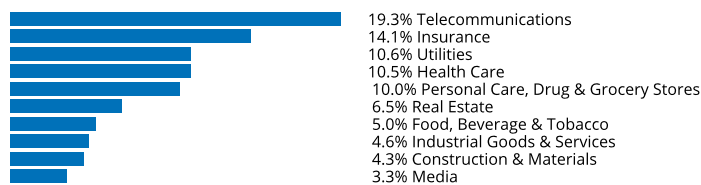
Key facts

- » Offers balanced approach to climate-conscious investing
- » Consistently picks companies that have displayed awareness towards the implications of climate change and that are implementing initiatives to further their use of renewable energy
- » Grants lower volatility stocks the highest weight
- » Employs liquidity filter to exclude illiquid securities
- » Features diversified industry profile

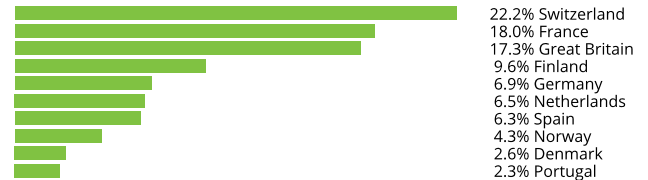
Descriptive statistics

Index	Market cap (USD bn.)		Components (USD bn.)				Component weight (%)		Turnover (%)
	Full	Free-float	Mean	Median	Largest	Smallest	Largest	Smallest	Last 12 months
iSTOXX Europe ESG Climate Awareness Select 50 Index	N/A	1.0	0.0	0.0	0.0	0.0	3.5	1.2	119.3
STOXX Europe Climate Awareness Ex Global Compact Controversial Weapons &	N/A	105,410.4	223.3	78.6	4,118.0	4.4	3.9	0.0	9.6

Supersector weighting (top 10)



Country weighting



Risk and return figures¹

Index returns	Return (%)					Annualized return (%)				
	Last month	YTD	1Y	3Y	5Y	Last month	YTD	1Y	3Y	5Y
iSTOXX Europe ESG Climate Awareness Select 50 Index	-7.6	8.7	-0.6	22.1	6.1	N/A	N/A	-0.6	6.9	1.2
STOXX Europe Climate Awareness Ex Global Compact Controversial Weapons &	-5.3	10.6	6.9	38.6	27.3	N/A	N/A	6.9	11.6	5.0
Index volatility and risk	Annualized volatility (%)					Annualized Sharpe ratio ²				
iSTOXX Europe ESG Climate Awareness Select 50 Index	12.2	14.6	18.8	17.1	18.9	N/A	N/A	-0.2	0.4	0.1
STOXX Europe Climate Awareness Ex Global Compact Controversial Weapons &	13.5	17.4	21.6	20.2	20.6	N/A	N/A	0.2	0.5	0.2
Index to benchmark	Correlation					Tracking error (%)				
iSTOXX Europe ESG Climate Awareness Select 50 Index	0.8	0.9	0.9	0.9	0.9	8.1	7.4	7.8	7.8	7.1
Index to benchmark	Beta					Annualized information ratio				
iSTOXX Europe ESG Climate Awareness Select 50 Index	0.7	0.8	0.8	0.8	0.9	-3.4	-0.7	-1.0	-0.7	-0.6

¹ For information on data calculation, please refer to [STOXX calculation reference guide](#).

² Based on EURIBOR1M

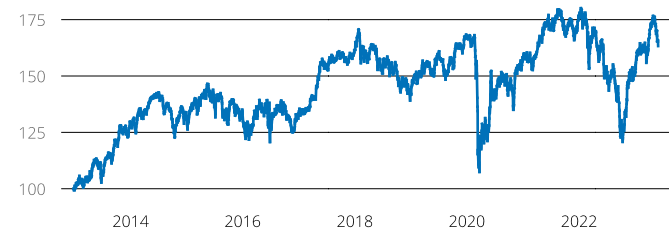
(USD, gross return), all data as of May 31, 2023

ISTOXX INDICES

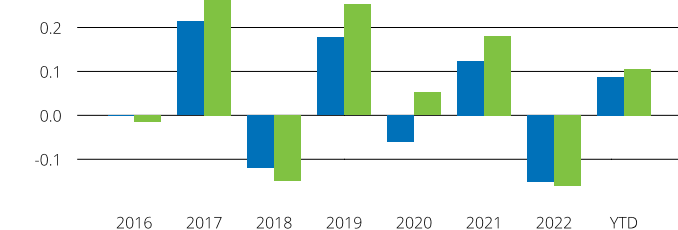
ISTOXX® EUROPE ESG CLIMATE AWARENESS SELECT 50 INDEX

Fundamentals (for last 12 months)

Index	Price/earnings incl. negative		Price/earnings excl. negative		Price/ book	Dividend yield (%) ³	Price/ sales	Price/ cash flow
	Trailing	Projected	Trailing	Projected	Trailing	Trailing	Trailing	Trailing
iSTOXX Europe ESG Climate Awareness Select 50 Index	18.6	13.1	15.3	13.1	1.5	4.9	0.9	0.2
STOXX Europe Climate Awareness Ex Global Compact Controversial Weapons &	17.3	13.7	15.1	13.4	1.9	3.2	1.3	1.4

Performance and annual returns⁴

— iSTOXX® Europe ESG Climate Awareness Select 50 Index
— STOXX® Europe Climate Awareness Ex Global Compact Controversial Weapons & Tobacco



■ iSTOXX® Europe ESG Climate Awareness Select 50 Index
■ STOXX® Europe Climate Awareness Ex Global Compact Controversial Weapons & Tobacco

Methodology

The index is derived from the STOXX® Europe Climate Awareness Ex Global Compact Controversial Weapons & Tobacco Index. Eligible companies are those that have considered the implications of climate change for, and on, their businesses, are implementing initiatives to further their use of renewable energy and are classed as ESG leaders. This is assessed using Sustainalytics transparent sustainability rating model.

Eligible companies are ranked based on 12-month historical dividend yield; all stocks which do not belong to the top x% are excluded (x being calculated as the square root of the number of eligible stocks divided by the target number of stocks, i.e. 50). All remaining stocks are ranked in descending order in terms of volatility (based on their 3- or 12-month historical volatility in EUR, whichever is higher). The top x% (50 stocks) are then selected for inclusion, provided the final composition includes no more than 8 companies from the same industry. The constituents are weighted by the inverse of their volatility with a cap at 10%. The composition is reviewed quarterly.

Versions and symbols

Index	ISIN	Symbol	Bloomberg	Reuters
Gross Return EUR	CH0429081562	ISXECSEG	ISCLESGG INDEX	.ISXECSEG
Net Return EUR	CH0429081539	ISXECSEN	ISCLESGN INDEX	.ISXECSEN
Price EUR	CH0429081521	ISXECSEP	ISCLESG INDEX	.ISXECSEP
Gross Return USD	CH0429081554	ISXECUG		.ISXECUG
Net Return USD	CH0429081547	ISXECUN		.ISXECUN
Price USD	CH0429081513	ISXECUP		.ISXECUP

Complete list available here: www.stoxx.com/data/vendor_codes.html

Quick facts

Weighting	Inverse Volatility Weighted
Cap factor	0.1
No. of components	50
Review frequency	Quarterly
Calculation/distribution	dayend
Calculation hours	18:00:00 18:00:00
Base value/base date	100 as of Dec. 24, 2012
History	Available from Dec. 24, 2012
Inception date	Aug. 29, 2018

To learn more about the inception date, the currency, the calculation hours and historical values, please see our data vendor code sheet.

CONTACT DETAILS

STOXX customer support | P +41 43 430 7272 | customersupport@stoxx.com | <https://qontigo.com/support/>

DISCLAIMER

STOXX, Deutsche Boerse Group (DBAG) and their licensors, research partners or data providers do not make any warranties or representations, express or implied, with respect to the timeliness, sequence, accuracy, completeness, currentness, merchantability, quality or fitness for any particular purpose of its index data and exclude any liability in connection therewith. STOXX, DBAG and their licensors, research partners or data providers are not providing investment advice through the publication of indices or in connection therewith. In particular, the inclusion of a company in an index, its weighting, or the exclusion of a company from an index, does not in any way reflect an opinion of STOXX, DBAG or their licensors, research partners or data providers on the merits of that company. Financial instruments based on the STOXX® indices, DAX® indices or on any other indices supported by STOXX are in no way sponsored, endorsed, sold or promoted by STOXX, DBAG or their licensors, research partners or data providers.

BACKTESTED PERFORMANCE

This document contains index performance data based on backtesting, i.e. calculations of how the index might have performed prior to launch if it had existed using the same index methodology and based on historical constituents. Backtested performance information is purely hypothetical and is provided in this document solely for information purposes. Backtested performance does not represent actual performance and should not be interpreted as an indication of actual performance.

CUSTOMIZATION

The index can be used as a basis for the definition of STOXX® Customized Indices, which can be tailored to specific client or mandate needs. STOXX offers customization in almost unlimited forms for example in terms of component selection, weighting schemes and personalized calculation methodologies.

³ gr. div. yield is calculated as gr. return index return minus price index return

⁴ STOXX data from Dec. 24, 2012 to May 31, 2023

(USD, gross return), all data as of May 31, 2023

ISTOXX® EUROPE ESG CLIMATE AWARENESS SELECT 50 INDEX

Top 10 Components⁵

Company	Supersector	Country	Weight (%)
NOVARTIS	Health Care	Switzerland	3.50
KPN	Telecommunications	Netherlands	3.08
ELISA CORPORATION	Telecommunications	Finland	3.05
SWISSCOM	Telecommunications	Switzerland	3.04
ZURICH INSURANCE GROUP	Insurance	Switzerland	2.71
ORANGE	Telecommunications	France	2.69
ORKLA	Food, Beverage & Tobacco	Norway	2.57
TRYG	Insurance	Denmark	2.57
BALOISE	Insurance	Switzerland	2.51
DANONE	Food, Beverage & Tobacco	France	2.44

⁵ Based on the composition as of May 31, 2023
