

# ISTOXX® DEVELOPED MARKETS GOLD MINERS 10 EW INDEX

## Index description

The iSTOXX Developed Markets Gold Miners 10 EW Index aims to select the 10 largest gold mining companies from the STOXX Developed Markets Total Market Index. The components are weighted equally.

## Key facts

- »Offers exposure to gold
- »Incorporates screening based on ADTV to improve liquidity

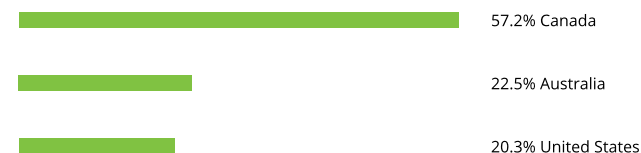
## Descriptive statistics

Index	Market cap (USD bn.)		Components (USD bn.)				Component weight (%)		Turnover (%)
	Full	Free-float	Mean	Median	Largest	Smallest	Largest	Smallest	Last 12 months
iSTOXX Developed Markets Gold Miners 10 EW Index	N/A	107.8	12.0	11.7	14.5	10.3	13.4	9.5	20.4
STOXX Global 1800 Industry Basic Materials Index	1,952.8	1,802.6	14.9	7.4	174.2	1.5	9.7	0.1	11.2

## Supersector weighting (top 10)



## Country weighting



## Risk and return figures<sup>1</sup>

Index returns	Return (%)					Annualized return (%)				
	Last month	YTD	1Y	3Y	5Y	Last month	YTD	1Y	3Y	5Y
iSTOXX Developed Markets Gold Miners 10 EW Index	-8.5	7.5	0.7	-4.9	57.8	N/A	N/A	0.7	-1.7	9.7
STOXX Global 1800 Industry Basic Materials Index	-7.4	-2.3	-10.2	36.7	27.3	N/A	N/A	-10.2	11.1	5.0
Index volatility and risk	Annualized volatility (%)					Annualized Sharpe ratio <sup>2</sup>				
iSTOXX Developed Markets Gold Miners 10 EW Index	23.3	25.4	31.2	29.2	30.2	N/A	N/A	-0.1	-0.1	0.3
STOXX Global 1800 Industry Basic Materials Index	13.5	15.7	21.5	18.9	20.2	N/A	N/A	-0.6	0.5	0.2
Index to benchmark	Correlation					Tracking error (%)				
iSTOXX Developed Markets Gold Miners 10 EW Index	0.4	0.4	0.7	0.6	0.5	22.6	23.6	22.2	24.0	26.4
Index to benchmark	Beta					Annualized information ratio				
iSTOXX Developed Markets Gold Miners 10 EW Index	0.6	0.7	1.0	0.9	0.8	-0.7	1.0	0.5	-0.5	0.1

<sup>1</sup> For information on data calculation, please refer to STOXX calculation reference guide.

<sup>2</sup> Based on EURIBOR1M

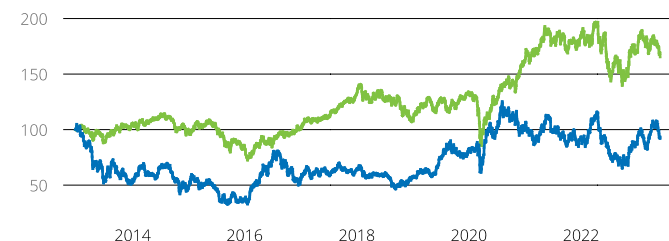
(USD, gross return), all data as of May 31, 2023

## ISTOXX INDICES

## ISTOXX® DEVELOPED MARKETS GOLD MINERS 10 EW INDEX

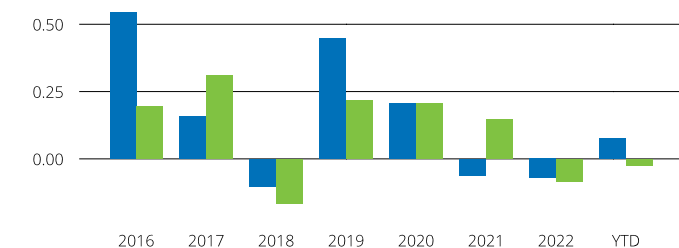
## Fundamentals (for last 12 months)

Index	Price/earnings incl. negative		Price/earnings excl. negative		Price/ book	Dividend yield (%) <sup>3</sup>	Price/ sales	Price/ cash flow
	Trailing	Projected	Trailing	Projected	Trailing	Trailing	Trailing	Trailing
iSTOXX Developed Markets Gold Miners 10 EW Index	48.0	30.3	40.3	30.3	2.1	2.6	4.8	38.0
STOXX Global 1800 Industry Basic Materials Index	12.0	13.2	10.8	13.2	1.8	3.4	1.1	9.6

Performance and annual returns<sup>4</sup>

— iSTOXX® Developed Markets Gold Miners 10 EW Index

— STOXX® Global 1800 Industry Basic Materials Index



■ iSTOXX® Developed Markets Gold Miners 10 EW Index

■ STOXX® Global 1800 Industry Basic Materials Index

## Methodology

The index universe is the STOXX Developed Markets Total Market Index and only the securities classified under the Gold Mining ICB supersector are eligible for selection. Additionally, 3-month ADTV in EUR exceeding 7,000,000 is required. All remaining companies are ranked based on their free-float market capitalization, and the largest 10 securities are selected to compose the index. The components are weighted equally, and the composition is reviewed quarterly.

## Versions and symbols

Index	ISIN	Symbol	Bloomberg	Reuters
Gross Return EUR	CH1110761710	.IXDGM1G	.IXDGM1G INDEX	.IXDGM1G
Net Return EUR	CH1110761702	.IXDGM1R	.IXDGM1R INDEX	.IXDGM1R
Price EUR	CH1110761694	.IXDGM1P	.IXDGM1P INDEX	.IXDGM1P
Gross Return USD	CH1110761744	.IXDGM1U		.IXDGM1U
Net Return USD	CH1110761736	.IXDGM1V		.IXDGM1V
Price USD	CH1110761728	.IXDGM1L		.IXDGM1L

Complete list available here: [www.stoxx.com/data/vendor\\_codes.html](http://www.stoxx.com/data/vendor_codes.html)

## Quick facts

Weighting	Equal
Cap factor	N/A
No. of components	10
Review frequency	Quarterly
Calculation/distribution	dayend
Calculation hours	22:15:00 22:15:00
Base value/base date	100 as of Dec. 24, 2012
History	Available since Dec. 24, 2012
Inception date	Apr. 28, 2021

To learn more about the inception date, the currency, the calculation hours and historical values, please see our data vendor code sheet.

## CONTACT DETAILS

STOXX customer support | P +41 43 430 7272 | [customersupport@stoxx.com](mailto:customersupport@stoxx.com) | <https://qontigo.com/support/>

## DISCLAIMER

STOXX, Deutsche Boerse Group (DBAG) and their licensors, research partners or data providers do not make any warranties or representations, express or implied, with respect to the timeliness, sequence, accuracy, completeness, currentness, merchantability, quality or fitness for any particular purpose of its index data and exclude any liability in connection therewith. STOXX, DBAG and their licensors, research partners or data providers are not providing investment advice through the publication of indices or in connection therewith. In particular, the inclusion of a company in an index, its weighting, or the exclusion of a company from an index, does not in any way reflect an opinion of STOXX, DBAG or their licensors, research partners or data providers on the merits of that company. Financial instruments based on the STOXX® indices, DAX® indices or on any other indices supported by STOXX are in no way sponsored, endorsed, sold or promoted by STOXX, DBAG or their licensors, research partners or data providers.

## BACKTESTED PERFORMANCE

This document contains index performance data based on backtesting, i.e. calculations of how the index might have performed prior to launch if it had existed using the same index methodology and based on historical constituents. Backtested performance information is purely hypothetical and is provided in this document solely for information purposes. Backtested performance does not represent actual performance and should not be interpreted as an indication of actual performance.

## CUSTOMIZATION

The index can be used as a basis for the definition of STOXX® Customized Indices, which can be tailored to specific client or mandate needs. STOXX offers customization in almost unlimited forms for example in terms of component selection, weighting schemes and personalized calculation methodologies.

<sup>3</sup> gr. div. yield is calculated as gr. return index return minus price index return

<sup>4</sup> STOXX data from Dec. 24, 2012 to May 31, 2023

(USD, gross return), all data as of May 31, 2023

## ISTOXX® DEVELOPED MARKETS GOLD MINERS 10 EW INDEX

Top 10 Components<sup>5</sup>

<b>Company</b>	<b>Supersector</b>	<b>Country</b>	<b>Weight (%)</b>
Kinross Gold Corp.	Basic Resources	Canada	13.43
NORTHERN STAR	Basic Resources	Australia	11.94
WHEATON PRECIOUS METALS CORP.	Basic Resources	Canada	11.31
Agnico-Eagle Mines Ltd.	Basic Resources	Canada	11.03
FRANCO-NEVADA	Basic Resources	Canada	10.86
ROYAL GOLD	Basic Resources	United States	10.75
Newcrest Mining Ltd.	Basic Resources	Australia	10.59
Barrick Gold Corp.	Basic Resources	Canada	10.58
NEWMONT	Basic Resources	United States	9.52
null	Oil & Gas	null	null

<sup>5</sup> Based on the composition as of May 31, 2023

---