

STOXX® GLOBAL DIGITALISATION INDEX

Index description

The STOXX Global Thematic indices are comprised of companies from selected markets exposed to a defined set of themes: Ageing Population, Automation & Robotics, Digitalisation, Breakthrough Healthcare. These companies operate in business areas that actively participate in social, economic and environmental changes and drive long-term structural trends.

To be eligible, companies must derive 50% or more of their revenues from businesses that fall under respective themes. FactSet Revere data is used for a granular breakdown of the revenue sources of the companies in the screening process. This in turn allows enhanced precision in the thematic investment approach and in the selection of companies with substantial exposure to the targeted themes.

STOXX Global Thematic indices are also taking ESG considerations into account. Companies that are non-compliant with the Global Standards Screening (GSS), involved in Controversial Weapons activities, or display a Severe (Category 5) Controversy Rating, as identified by Sustainalytics, are excluded. Additional exclusion filters are incorporated, screening companies for involvement in Weapons (Small Arms and Military Contracting), Unconventional Oil & Gas (Arctic Oil and Gas Exploration, Oil Sands and Shale Energy), Conventional Oil & Gas, Thermal Coal, Nuclear Power and

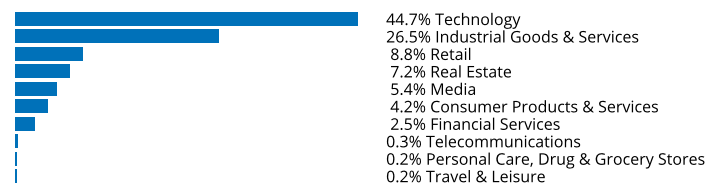
Key facts

- »Index allows targeted investment in Digitalisation - a long-term structural trend.
- »Based on FactSet Revere data for a detailed revenue breakdown
- »Inclusion of size and liquidity filters to ensure replicability of the index
- »Leveraging sustainability data from leading provider (Sustainalytics) to avoid exposure to companies engaged in controversial activities


Descriptive statistics

| Index | Market cap (EUR bn.) | | Components (EUR bn.) | | | | Component weight (%) | | Turnover (%) |
|-----------------------------------|----------------------|------------|----------------------|--------|---------|----------|----------------------|----------|----------------|
| | Full | Free-float | Mean | Median | Largest | Smallest | Largest | Smallest | Last 12 months |
| STOXX Global Digitalisation Index | N/A | 9.5 | 0.0 | 0.0 | 0.3 | 0.0 | 3.1 | 0.0 | 22.6 |
| STOXX Global Total Market Index | 75,807.0 | 63,869.4 | 5.7 | 0.6 | 2,490.5 | 0.0 | 3.9 | 0.0 | 2.8 |

Supersector weighting (top 10)



Country weighting



Risk and return figures¹

| Index returns | Return (%) | | | | | Annualized return (%) | | | | |
|-----------------------------------|---------------------------|------|------|------|------|--------------------------------------|-----|------|------|------|
| | Last month | YTD | 1Y | 3Y | 5Y | Last month | YTD | 1Y | 3Y | 5Y |
| STOXX Global Digitalisation Index | 4.1 | 11.4 | 0.3 | 4.1 | 23.7 | N/A | N/A | 0.3 | 1.3 | 4.4 |
| STOXX Global Total Market Index | 2.6 | 7.8 | 1.8 | 42.0 | 53.3 | N/A | N/A | 1.8 | 12.5 | 9.0 |
| Index volatility and risk | Annualized volatility (%) | | | | | Annualized Sharpe ratio ² | | | | |
| STOXX Global Digitalisation Index | 15.3 | 18.3 | 24.0 | 22.2 | 22.4 | N/A | N/A | -0.1 | 0.1 | 0.2 |
| STOXX Global Total Market Index | 10.5 | 11.7 | 15.1 | 14.4 | 17.0 | N/A | N/A | 0.0 | 0.8 | 0.5 |
| Index to benchmark | Correlation | | | | | Tracking error (%) | | | | |
| STOXX Global Digitalisation Index | 0.8 | 0.9 | 0.9 | 0.9 | 0.9 | 8.7 | 9.5 | 12.2 | 12.2 | 10.6 |
| Index to benchmark | Beta | | | | | Annualized information ratio | | | | |
| STOXX Global Digitalisation Index | 1.2 | 1.4 | 1.4 | 1.3 | 1.2 | 1.9 | 0.9 | -0.0 | -0.8 | -0.4 |

¹ For information on data calculation, please refer to STOXX calculation reference guide.

² Based on EURIBOR1M

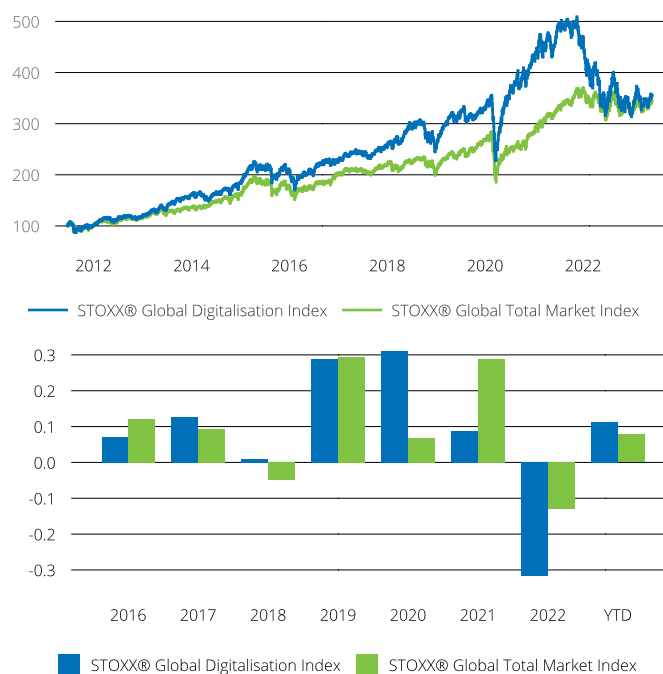
(EUR, gross return), all data as of May 31, 2023

ISTOXX INDICES

STOXX® GLOBAL DIGITALISATION INDEX

Fundamentals (for last 12 months)

| Index | Price/earnings incl. negative | | Price/earnings excl. negative | | Price/ book | Dividend yield (%) ³ | Price/ sales | Price/ cash flow |
|-----------------------------------|----------------------------------|-----------|----------------------------------|-----------|----------------|------------------------------------|-----------------|---------------------|
| | Trailing | Projected | Trailing | Projected | Trailing | Trailing | Trailing | Trailing |
| STOXX Global Digitalisation Index | -6.0 | 24.7 | 26.4 | 21.6 | 4.0 | 0.8 | 2.1 | 17.8 |
| STOXX Global Total Market Index | -0.8 | 16.7 | 16.7 | 15.9 | 0.1 | 2.3 | 1.4 | 5.2 |

Performance and annual returns⁴

Methodology

The parent index of the STOXX Global Digitalisation Index is the STOXX Global Total Market Index. Companies, classified as belonging to a defined set of developed and emerging countries, that derive more than 50% of their most recent total annual revenue from sectors linked to the digitalization trend are highlighted as potential index components. The index excludes companies that are not compliant with the Sustainability Global Standards Screening assessment or are involved in Controversial Weapons and other controversial activities. Moreover, companies that display high ESG Controversy Ratings are also excluded.

The index applies liquidity and size screens and aims to have a minimum number of 80 components. It is adjusted equal-weighted and reviewed annually in June.

The detailed methodology including the calculation formula can be found in our rulebooks: www.stoxx.com/rulebooks

Versions and symbols

| Index | ISIN | Symbol | Bloomberg | Reuters |
|------------------|--------------|----------|----------------|-----------|
| Gross Return EUR | CH0325904461 | IXDIGITG | | .IXDIGITG |
| Net Return EUR | CH0325904479 | IXDIGITT | | .IXDIGITT |
| Price EUR | CH0325904487 | IXDIGITE | | .IXDIGITE |
| Gross Return USD | CH0325904495 | IXDIGITS | IXDIGITS INDEX | .IXDIGITS |
| Net Return USD | CH0325904503 | IXDIGITU | IXDIGITU INDEX | .IXDIGITU |
| Price USD | CH0325904511 | IXDIGITK | IXDIGITK INDEX | .IXDIGITK |

Complete list available here: www.stoxx.com/data/vendor_codes.html

Quick facts

| | |
|--------------------------|--|
| Weighting | Adjusted Equal-weighted |
| Cap factor | None |
| No. of components | Min. 80 |
| Review frequency | Annual in June |
| Calculation/distribution | Net Return (USD) in real time, others at day end |
| Base value/base date | 1000 on Jun. 20, 2011 |
| History | Daily index value since 1000 on Jun. 20, 2011 |
| Inception date | Jun. 21, 2016 |

To learn more about the inception date, the currency, the calculation hours and historical values, please see our data vendor code sheet.

CONTACT DETAILS

STOXX customer support | P +41 43 430 7272 | customersupport@stoxx.com | <https://qontigo.com/support/>

DISCLAIMER

STOXX, Deutsche Boerse Group and their licensors, research partners or data providers do not make any warranties or representations, express or implied, with respect to the timeliness, sequence, accuracy, completeness, currentness, merchantability, quality or fitness for any particular purpose of its index data and exclude any liability in connection therewith. STOXX, Deutsche Boerse Group and their licensors, research partners or data providers are not providing investment advice through the publication of indices or in connection therewith. In particular, the inclusion of a company in an index, its weighting, or the exclusion of a company from an index, does not in any way reflect an opinion of STOXX, Deutsche Boerse Group or their licensors, research partners or data providers on the merits of that company. Financial instruments based on the STOXX® indices, DAX® indices or on any other indices supported by STOXX are in no way sponsored, endorsed, sold or promoted by STOXX, Deutsche Boerse Group or their licensors, research partners or data providers.

BACKTESTED PERFORMANCE

This document contains index performance data based on backtesting, i.e. calculations of how the index might have performed prior to launch if it had existed using the same index methodology and based on historical constituents. Backtested performance information is purely hypothetical and is provided in this document solely for information purposes. Backtested performance does not represent actual performance and should not be interpreted as an indication of actual performance.

CUSTOMIZATION

The index can be used as a basis for the definition of STOXX® Customized Indices, which can be tailored to specific client or mandate needs. STOXX offers customization in almost unlimited forms for example in terms of component selection, weighting schemes and personalized calculation methodologies.

³ gr. div. yield is calculated as gr. return index return minus price index return

⁴ STOXX data from Jun. 20, 2011 to May 31, 2023

(EUR, gross return), all data as of May 31, 2023

STOXX® GLOBAL DIGITALISATION INDEX

Top 10 Components⁵

| Company | Supersector | Country | Weight (%) |
|------------------------|------------------------------|----------------|-------------------|
| Netflix Inc. | Media | United States | 3.05 |
| MERCADOLIBRE | Consumer Products & Services | United States | 2.46 |
| SHOPIFY A.NYS | Technology | United States | 2.29 |
| META PLATFORMS CLASS A | Technology | United States | 2.14 |
| SPOTIFY TECHNOLOGY | Media | United States | 1.98 |
| COSTAR GP. | Real Estate | United States | 1.98 |
| VeriSign Inc. | Technology | United States | 1.91 |
| Naspers Ltd | Technology | South Africa | 1.87 |
| Prosus | Technology | Netherlands | 1.80 |
| DEUTSCHE POST | Industrial Goods & Services | Germany | 1.75 |

⁵ Based on the composition as of May 31, 2023
