

ISTOXX® GLOBAL ETHICAL SELECT 30 INDEX

Index description

The iSTOXX Global Ethical Select 30 Index is comprised of 30 liquid stocks with low volatility and high dividend yield that are selected from a pool of companies that are in alignment with the moral and social teachings of the Christian religion (social, environmental, ethical and economic responsibility). Industry and country filters are applied in the selection process to ensure diversification.

Companies that are in contravention of the Global Standards Screening or are involved in Controversial Weapons activities, as identified by Sustainalytics, are excluded. Additionally, companies involved in Weapons (Small Arms and Military Contracting), Animal Testing, Fur and Specialty Retail, Adult Entertainment, Alcoholic Beverages, Gambling, Tobacco, Abortion, Contraceptives, Human Embryonic Stem Cells, Genetically Modified Plants and Seeds, Pesticides, Palm Oil, Predatory Lending, Unconventional Oil & Gas (Arctic Oil and Gas Exploration, Oil Sands and Shale Energy), Conventional Oil & Gas, Thermal Coal, and Nuclear Power are also excluded.

Key facts

» Selection of 30 liquid stocks with low volatility and high dividend yield

» Liquidity filter ensure replicability

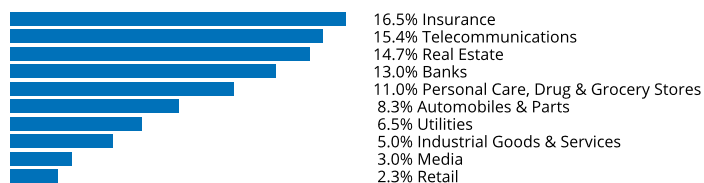
» Companies are Global Standards Screening-compliant and are not involved in Controversial Weapons

» Product involvement filters are applied to ensure that companies are in alignment with the moral and social teachings of the Christian religion

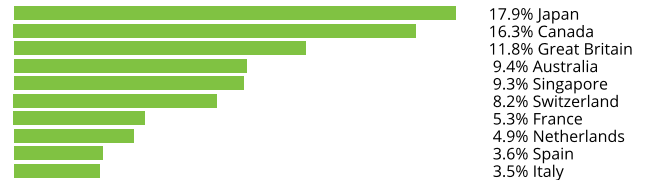
Descriptive statistics

Index	Market cap (EUR bn.)		Components (EUR bn.)				Component weight (%)		Turnover (%)
	Full	Free-float	Mean	Median	Largest	Smallest	Largest	Smallest	Last 12 months
iSTOXX Global Ethical Select 30 Index	N/A	95.9	3.2	3.3	5.2	2.0	5.4	2.1	236.3
STOXX Global Select 100 EUR Index	N/A	1.0	0.0	0.0	0.0	0.0	1.5	0.7	146.4

Supersector weighting (top 10)



Country weighting



Risk and return figures¹

Index returns	Return (%)					Annualized return (%)				
	Last month	YTD	1Y	3Y	5Y	Last month	YTD	1Y	3Y	5Y
iSTOXX Global Ethical Select 30 Index	-3.0	2.6	-4.7	34.0	11.1	N/A	N/A	-4.7	10.3	2.1
STOXX Global Select 100 EUR Index	-2.7	-0.5	-10.4	10.1	-9.9	N/A	N/A	-10.4	3.3	-2.1
Index volatility and risk	Annualized volatility (%)					Annualized Sharpe ratio ²				
iSTOXX Global Ethical Select 30 Index	9.1	8.3	10.5	11.1	13.6	N/A	N/A	-0.6	0.8	0.2
STOXX Global Select 100 EUR Index	6.9	7.6	8.5	9.9	13.3	N/A	N/A	-1.5	0.2	-0.2
Index to benchmark	Correlation					Tracking error (%)				
iSTOXX Global Ethical Select 30 Index	0.9	0.9	0.9	0.9	0.9	3.4	3.9	5.3	5.1	4.7
Index to benchmark	Beta					Annualized information ratio				
iSTOXX Global Ethical Select 30 Index	1.2	1.0	1.1	1.0	1.0	-1.0	1.9	1.2	1.3	0.9

¹ For information on data calculation, please refer to [STOXX calculation reference guide](#).

² Based on EURIBOR1M

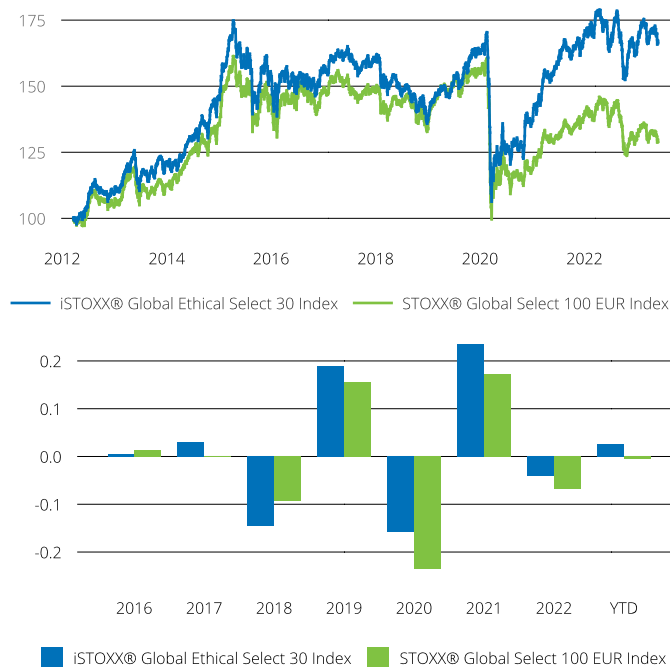
(EUR, price), all data as of May 31, 2023

ISTOXX INDICES

ISTOXX® GLOBAL ETHICAL SELECT 30 INDEX

Fundamentals (for last 12 months)

Index	Price/earnings incl. negative		Price/earnings excl. negative		Price/ book	Dividend yield (%) ³	Price/ sales	Price/ cash flow
	Trailing	Projected	Trailing	Projected	Trailing	Trailing	Trailing	Trailing
iSTOXX Global Ethical Select 30 Index	15.8	11.2	13.3	11.2	1.3	3.9	1.0	0.1
STOXX Global Select 100 EUR Index	14.9	12.4	13.9	12.4	1.3	3.9	1.2	0.3

Performance and annual returns⁴

Methodology

The parent index is the STOXX Global 1800. First, companies that are non-compliant with Global Standards Screening or engaged in controversial activities are excluded. Product involvement filters are applied to exclude companies that are not in alignment with the moral and social teachings of the Christian religion. The eligible companies are ranked based on their dividend yield - the top x% highest dividend yield companies proceed to the next step (x being calculated as the square root of the number of stocks in the base universe divided by the target number of stocks in the Select index). All remaining companies are ranked based on their volatility - the 30 companies with the lowest volatility are selected such that country and industry diversification constraints are met.

The index is weighted by the inverse of the selected stocks' volatility; the component weight is capped at 10%. The index composition is reviewed quarterly.

The detailed methodology including the calculation formula and the list of sectors can be found in our rulebooks: www.stoxx.com/rulebooks

Versions and symbols

Index	ISIN	Symbol	Bloomberg	Reuters
Gross Return EUR	CH0507651831	IXGES3GR		.IXGES3GR
Net Return EUR	CH0507651823	IXGES3R		.IXGES3R
Price EUR	CH0507651799	IXGES3P	IXGES3P INDEX	.IXGES3P
Gross Return USD	CH0507651849	IXGES3GV		.IXGES3GV
Net Return USD	CH0507651807	IXGES3V		.IXGES3V
Price USD	CH0507651815	IXGES3L		.IXGES3L

Complete list available here: www.stoxx.com/data/vendor_codes.html

Quick facts

Weighting	Inverse Volatility Weighted
Cap factor	0.1
No. of components	30
Review frequency	Quarterly
Calculation/distribution	realtime
Calculation hours	00:00:01.0000000 22:15:00.0000000
Base value/base date	100 as of Mar. 19, 2012
History	Available from Mar. 19, 2012
Inception date	Nov. 20, 2019

To learn more about the inception date, the currency, the calculation hours and historical values, please see our data vendor code sheet.

CONTACT DETAILS

STOXX customer support | P +41 43 430 7272 | customersupport@stoxx.com | <https://qontigo.com/support/>

DISCLAIMER

STOXX, Deutsche Boerse Group (DBAG) and their licensors, research partners or data providers do not make any warranties or representations, express or implied, with respect to the timeliness, sequence, accuracy, completeness, currentness, merchantability, quality or fitness for any particular purpose of its index data and exclude any liability in connection therewith. STOXX, DBAG and their licensors, research partners or data providers are not providing investment advice through the publication of indices or in connection therewith. In particular, the inclusion of a company in an index, its weighting, or the exclusion of a company from an index, does not in any way reflect an opinion of STOXX, DBAG or their licensors, research partners or data providers on the merits of that company. Financial instruments based on the STOXX® indices, DAX® indices or on any other indices supported by STOXX are in no way sponsored, endorsed, sold or promoted by STOXX, DBAG or their licensors, research partners or data providers.

BACKTESTED PERFORMANCE

This document contains index performance data based on backtesting, i.e. calculations of how the index might have performed prior to launch if it had existed using the same index methodology and based on historical constituents. Backtested performance information is purely hypothetical and is provided in this document solely for information purposes. Backtested performance does not represent actual performance and should not be interpreted as an indication of actual performance.

CUSTOMIZATION

The index can be used as a basis for the definition of STOXX® Customized Indices, which can be tailored to specific client or mandate needs. STOXX offers customization in almost unlimited forms for example in terms of component selection, weighting schemes and personalized calculation methodologies.

³ Net dividend yield is calculated as net return index return minus price index return

⁴ STOXX data from Mar. 19, 2012 to May 31, 2023

ISTOXX® GLOBAL ETHICAL SELECT 30 INDEX

Top 10 Components⁵

Company	Supersector	Country	Weight (%)
Oversea-Chinese Banking Corp.	Banks	Singapore	5.38
KPN	Telecommunications	Netherlands	4.86
BCE Inc.	Telecommunications	Canada	4.35
Sun Life Financial Inc.	Insurance	Canada	4.29
ZURICH INSURANCE GROUP	Insurance	Switzerland	4.28
NOMURA REIT.MASTER FUND	Real Estate	Japan	4.07
BALOISE	Insurance	Switzerland	3.96
Power Corp. of Canada	Insurance	Canada	3.95
DBS Group Holdings Ltd.	Banks	Singapore	3.95
Toronto-Dominion Bank	Banks	Canada	3.73

⁵ Based on the composition as of May 31, 2023
