

# ISTOXX® ITALY SMALL MID CAP INDEX

## Index description

The iSTOXX Italy Small and Mid Cap Index is derived from STOXX Italy Total Market Index reduced by the constituents of the STOXX Italy 45 to provide a representation of mid and small capitalisation companies in Italy.

The index has a variable number of components and is reviewed quarterly.

The index is weighted based on the free-float market cap of the selected stocks and no single weight should exceed 5% at review.

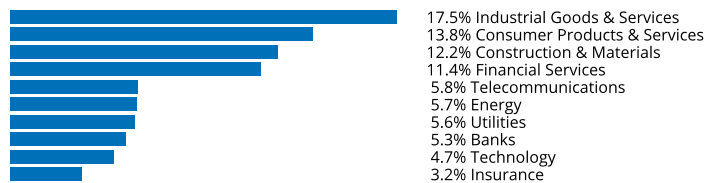
## Key facts

- » Index allows targeted investment in small and mid size companies in Italy
- » Disjoint set of securities from two established indices STOXX Italy Total Market and STOXX Italy 45
- » Weighted based on free-float market cap
- » Each security is capped at 5% to achieve a diversification and avoid a dominance of a single stock
- » Transparent and rules-based methodology

## Descriptive statistics

Index	Market cap (EUR mn.)		Components (EUR mn.)				Component weight (%)		Turnover (%)
	Full	Free-float	Mean	Median	Largest	Smallest	Largest	Smallest	Last 12 months
iSTOXX Italy Small Mid Cap Index	80,847.6	33,895.3	429.1	321.3	1457.5	55.7	4.3	0.2	12.2
STOXX Italy Total Market Index	684,082.9	449,150.7	3622.2	665.6	45,507.1	55.7	10.1	0.0	4.4

## Supersector weighting (top 10)



## Country weighting



## Risk and return figures<sup>1</sup>

Index returns	Return (%)					Annualized return (%)				
	Last month	YTD	1Y	3Y	5Y	Last month	YTD	1Y	3Y	5Y
iSTOXX Italy Small Mid Cap Index	-2.8	7.4	-4.3	33.7	8.2	N/A	N/A	-4.3	10.3	1.6
STOXX Italy Total Market Index	-2.6	12.9	10.4	58.1	40.4	N/A	N/A	10.5	16.6	7.1
Index volatility and risk	Annualized volatility (%)					Annualized Sharpe ratio <sup>2</sup>				
iSTOXX Italy Small Mid Cap Index	13.2	15.1	18.0	18.7	19.8	N/A	N/A	-0.4	0.5	0.1
STOXX Italy Total Market Index	16.2	18.3	20.9	20.7	22.6	N/A	N/A	0.4	0.7	0.3
Index to benchmark	Correlation					Tracking error (%)				
iSTOXX Italy Small Mid Cap Index	0.9	0.9	0.9	0.9	0.9	6.8	7.7	8.3	8.8	9.3
Index to benchmark	Beta					Annualized information ratio				
iSTOXX Italy Small Mid Cap Index	0.7	0.8	0.8	0.8	0.8	-0.4	-1.7	-1.8	-0.7	-0.7

<sup>1</sup> For information on data calculation, please refer to STOXX calculation reference guide.

<sup>2</sup> Based on EURIBOR1M

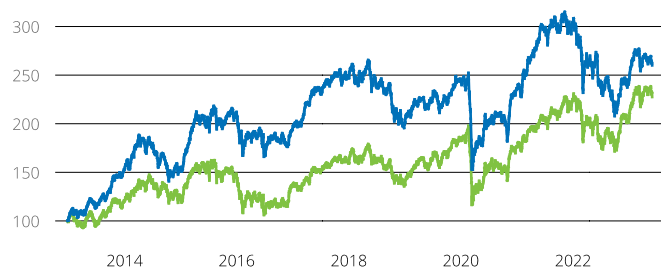
(EUR, gross return), all data as of May 31, 2023

## BENCHMARK INDICES

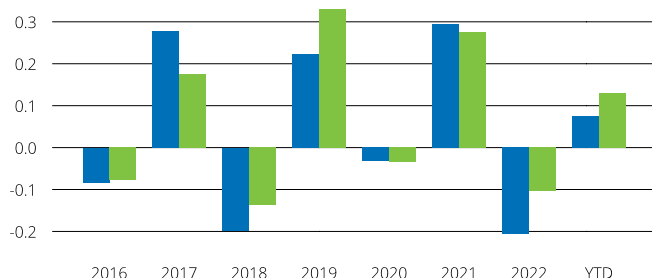
## ISTOXX® ITALY SMALL MID CAP INDEX

## Fundamentals (for last 12 months)

Index	Price/earnings incl. negative		Price/earnings excl. negative		Price/ book	Dividend yield (%) <sup>3</sup>	Price/ sales	Price/ cash flow
	Trailing	Projected	Trailing	Projected	Trailing	Trailing	Trailing	Trailing
iSTOXX Italy Small Mid Cap Index	56.1	13.4	12.7	12.0	1.1	2.8	0.4	1.2
STOXX Italy Total Market Index	8.7	7.7	8.1	7.6	1.2	5.1	0.7	7.7

Performance and annual returns<sup>4</sup>

— iSTOXX® Italy Small Mid Cap Index — STOXX® Italy Total Market Index



■ iSTOXX® Italy Small Mid Cap Index ■ STOXX® Italy Total Market Index

## Methodology

The index is designed to represent small and mid-sized capitalization companies in Italy. This is achieved by selecting the constituents of the STOXX Italy Total Market that do not qualify for the STOXX Italy 45 index

The iSTOXX Italy Small and Mid Cap Index represents mid and small capitalisation companies with a variable number of components across Italy.

## Versions and symbols

Index	ISIN	Symbol	Bloomberg	Reuters
Gross Return EUR	CH0516932255	IXSMCIGR	IXSMCIGR INDEX	.IXSMCIGR
Net Return EUR	CH0516932248	IXSMCIR	IXSMCIR INDEX	.IXSMCIR
Price EUR	CH0516932230	IXSMCIP	IXSMCIP INDEX	.IXSMCIP

Complete list available here: [www.stoxx.com/data/vendor\\_codes.html](http://www.stoxx.com/data/vendor_codes.html)

## Quick facts

Weighting	Free-float market cap
Cap factor	0.05
No. of components	Variable
Review frequency	Quarterly
Calculation/distribution	realtime 15 sec
Calculation hours	09:00:00 18:00:00
Base value/base date	1000 as of Dec. 24, 2012
History	Available from Dec. 24, 2012
Inception date	Jan. 08, 2020

To learn more about the inception date, the currency, the calculation hours and historical values, please see our data vendor code sheet.

## CONTACT DETAILS

STOXX customer support | P +41 43 430 7272 | [customersupport@stoxx.com](mailto:customersupport@stoxx.com) | <https://qontigo.com/support/>

## DISCLAIMER

STOXX, Deutsche Boerse Group (DBAG) and their licensors, research partners or data providers do not make any warranties or representations, express or implied, with respect to the timeliness, sequence, accuracy, completeness, currentness, merchantability, quality or fitness for any particular purpose of its index data and exclude any liability in connection therewith. STOXX, DBAG and their licensors, research partners or data providers are not providing investment advice through the publication of indices or in connection therewith. In particular, the inclusion of a company in an index, its weighting, or the exclusion of a company from an index, does not in any way reflect an opinion of STOXX, DBAG or their licensors, research partners or data providers on the merits of that company. Financial instruments based on the STOXX® indices, DAX® indices or on any other indices supported by STOXX are in no way sponsored, endorsed, sold or promoted by STOXX, DBAG or their licensors, research partners or data providers.

## BACKTESTED PERFORMANCE

This document contains index performance data based on backtesting, i.e. calculations of how the index might have performed prior to launch if it had existed using the same index methodology and based on historical constituents. Backtested performance information is purely hypothetical and is provided in this document solely for information purposes. Backtested performance does not represent actual performance and should not be interpreted as an indication of actual performance.

## CUSTOMIZATION

The index can be used as a basis for the definition of STOXX® Customized Indices, which can be tailored to specific client or mandate needs. STOXX offers customization in almost unlimited forms for example in terms of component selection, weighting schemes and personalized calculation methodologies.

<sup>3</sup> gr. div. yield is calculated as gr. return index return minus price index return

<sup>4</sup> STOXX data from Dec. 24, 2012 to May 31, 2023

(EUR, gross return), all data as of May 31, 2023

## ISTOXX® ITALY SMALL MID CAP INDEX

Top 10 Components<sup>5</sup>

<b>Company</b>	<b>Supersector</b>	<b>Country</b>	<b>Weight (%)</b>
TELECOM ITALIA RNC	Telecommunications	Italy	4.30
SAIPEM	Energy	Italy	3.90
TECHNOGYM	Consumer Products & Services	Italy	3.36
CAREL INDUSTRIES SPA	Construction & Materials	Italy	3.36
IREN	Utilities	Italy	3.35
ARISTON HOLDING	Construction & Materials	Italy	3.20
TAMBURI INV.PARTNERS SPA	Financial Services	Italy	2.96
ENAV SPA	Industrial Goods & Services	Italy	2.95
SOL	Chemicals	Italy	2.75
UNIPOLSAI	Insurance	Italy	2.73

<sup>5</sup> Based on the composition as of May 31, 2023

---