

STOXX® CANADA 240 INDUSTRY REAL ESTATE INDEX

Index description

The STOXX Industry indices track industries of the relevant benchmark index. There are 11 industries according to the Industry Classification Benchmark (ICB). Companies are categorized according to their primary source of revenue. The following Industries are available: Technology, Telecommunications, Health Care, Financials, Real Estate, Consumer Discretionary, Consumer Staples, Industrials, Basic Materials, Energy, Utilities.

Key facts

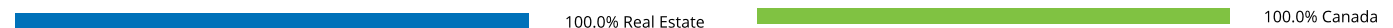
»Categorization according to their primary source of revenue guarantees an accurate classification of companies in their respective business environments

Descriptive statistics

Index	Market cap (EUR bn.)		Components (EUR bn.)				Component weight (%)		Turnover (%)
	Full	Free-float	Mean	Median	Largest	Smallest	Largest	Smallest	Last 12 months
STOXX Canada 240 Industry Real Estate Index	50.9	47.0	2.2	2.0	5.7	0.6	12.2	1.3	3.8
STOXX Canada 240 Index	2,065.6	1,877.5	7.8	2.1	116.1	0.2	6.2	0.0	2.7

Supersector weighting (top 10)

Country weighting



Risk and return figures¹

Index returns	Return (%)					Annualized return (%)				
	Last month	YTD	1Y	3Y	5Y	Last month	YTD	1Y	3Y	5Y
STOXX Canada 240 Industry Real Estate Index	-1.7	0.5	-17.7	24.6	6.5	N/A	N/A	-17.8	7.7	1.3
STOXX Canada 240 Index	-2.7	-0.5	-12.6	42.0	25.9	N/A	N/A	-12.7	12.5	4.8
Index volatility and risk	Annualized volatility (%)					Annualized Sharpe ratio ²				
STOXX Canada 240 Industry Real Estate Index	15.5	15.5	19.8	18.7	22.7	N/A	N/A	-1.0	0.4	0.0
STOXX Canada 240 Index	15.2	13.1	16.4	15.9	20.2	N/A	N/A	-0.9	0.7	0.2
Index to benchmark	Correlation					Tracking error (%)				
STOXX Canada 240 Industry Real Estate Index	0.8	0.7	0.8	0.8	0.8	9.3	10.4	12.5	12.0	14.1
Index to benchmark	Beta					Annualized information ratio				
STOXX Canada 240 Industry Real Estate Index	0.8	0.9	0.9	0.9	0.9	1.1	0.2	-0.5	-0.4	-0.3

¹ For information on data calculation, please refer to STOXX calculation reference guide.

² Based on EURIBOR1M

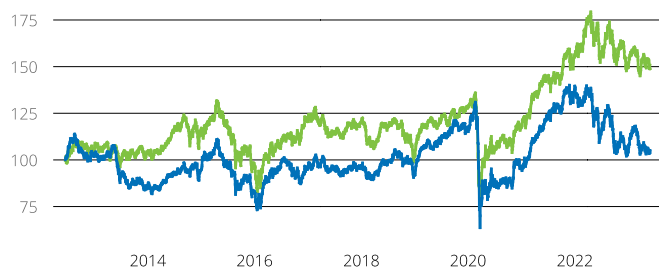
(EUR, price), all data as of May 31, 2023

INDUSTRY INDICES

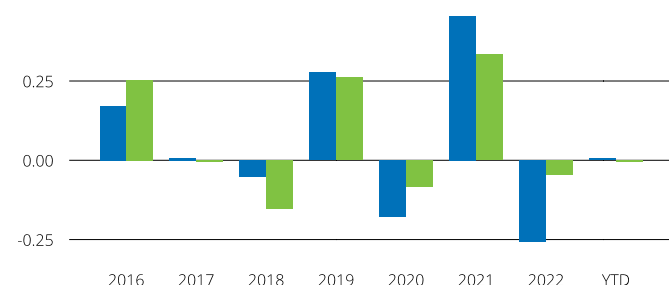
STOXX® CANADA 240 INDUSTRY REAL ESTATE INDEX

Fundamentals (for last 12 months)

Index	Price/earnings incl. negative		Price/earnings excl. negative		Price/ book	Dividend yield (%) ³	Price/ sales	Price/ cash flow
	Trailing	Projected	Trailing	Projected	Trailing	Trailing	Trailing	Trailing
STOXX Canada 240 Industry Real Estate Index	57.3	17.3	22.0	16.7	1.0	2.4	3.7	24.6
STOXX Canada 240 Index	15.9	13.7	14.5	13.4	1.8	2.2	1.7	19.8

Performance and annual returns⁴

— STOXX® Canada 240 Industry Real Estate Index — STOXX® Canada 240 Index



■ STOXX® Canada 240 Industry Real Estate Index ■ STOXX® Canada 240 Index

Methodology

Indices from the relevant benchmark index are categorized according to their primary source of revenue. The largest stocks in each industry are chosen according to free-float market cap. The detailed methodology including the calculation formula can be found in our rulebook: <http://www.stoxx.com/indices/rulebooks.html>

Versions and symbols

Index	ISIN	Symbol	Bloomberg	Reuters
Gross Return CAD	CH0462355931	S240REGA		.S240REGA
Net Return CAD	CH0462355956	S240RENA		.S240RENA
Price CAD	CH0462355949	S240REPA		.S240REPA
Gross Return EUR	CH0462355873	S240REGR		.S240REGR
Net Return EUR	CH0462355899	S240RER	S240RER INDEX	.S240RER
Price EUR	CH0462355881	S240REP	S240REP INDEX	.S240REP
Gross Return USD	CH0462355907	S240REGV		.S240REGV
Net Return USD	CH0462355923	S240REV	S240REV INDEX	.S240REV
Price USD	CH0462355915	S240REL	S240REL INDEX	.S240REL

Complete list available here: www.stoxx.com/data/vendor_codes.html

Quick facts

Weighting	Free-float market cap
Cap factor	None except for the STOXX Europe 600 Supersectors, EURO STOXX
No. of components	Variable
Review frequency	Quarterly
Calculation/distribution	realtime 15 sec
Calculation hours	09:00 CET 18:00 CET
Base value/base date	100 as of Jun. 15, 2012
History	Jun. 15, 2012
Inception date	Sep. 21, 2020

To learn more about the inception date, the currency, the calculation hours and historical values, please see our data vendor code sheet.

CONTACT DETAILS

STOXX customer support | P +41 43 430 7272 | customersupport@stoxx.com | <https://qontigo.com/support/>

DISCLAIMER

STOXX, Deutsche Boerse Group (DBAG) and their licensors, research partners or data providers do not make any warranties or representations, express or implied, with respect to the timeliness, sequence, accuracy, completeness, currentness, merchantability, quality or fitness for any particular purpose of its index data and exclude any liability in connection therewith. STOXX, DBAG and their licensors, research partners or data providers are not providing investment advice through the publication of indices or in connection therewith. In particular, the inclusion of a company in an index, its weighting, or the exclusion of a company from an index, does not in any way reflect an opinion of STOXX, DBAG or their licensors, research partners or data providers on the merits of that company. Financial instruments based on the STOXX® indices, DAX® indices or on any other indices supported by STOXX are in no way sponsored, endorsed, sold or promoted by STOXX, DBAG or their licensors, research partners or data providers.

BACKTESTED PERFORMANCE

This document contains index performance data based on backtesting, i.e. calculations of how the index might have performed prior to launch if it had existed using the same index methodology and based on historical constituents. Backtested performance information is purely hypothetical and is provided in this document solely for information purposes. Backtested performance does not represent actual performance and should not be interpreted as an indication of actual performance.

CUSTOMIZATION

The index can be used as a basis for the definition of STOXX® Customized Indices, which can be tailored to specific client or mandate needs. STOXX offers customization in almost unlimited forms for example in terms of component selection, weighting schemes and personalized calculation methodologies.

³ Net dividend yield is calculated as net return index return minus price index return

⁴ STOXX data from Jun. 15, 2012 to May 31, 2023

STOXX® CANADA 240 INDUSTRY REAL ESTATE INDEX

Top 10 Components⁵

Company	Supersector	Country	Weight (%)
CANADIAN APARTMENT PROP REIT	Real Estate	Canada	12.19
FIRSTSERVICE	Real Estate	Canada	10.67
RIOCAN REIT.TST.	Real Estate	Canada	8.80
GRANITE REIT	Real Estate	Canada	7.47
Colliers International	Real Estate	Canada	6.81
DREAM INDL.REIT.TST.	Real Estate	Canada	5.21
CHOICE PROPS REIT	Real Estate	Canada	5.00
SMART CENTRES	Real Estate	Canada	4.86
TRICON RESIDENTIAL	Real Estate	Canada	4.38
FIRST CAPITAL REIT	Real Estate	Canada	4.27

⁵ Based on the composition as of May 31, 2023