

STOXX® EUROPE 600 INDUSTRY NEUTRAL AX LOW RISK INDEX

Index description

STOXX Industry Neutral Single and Multi-Factor Indices aim to harvest the risk premia of several academically validated style factors — Value, Momentum, Quality, Size and Low Risk within each ICB Industry. At the same time the rules ensure tradability and diversification as well as limit untargeted systematic exposures.

STOXX uses Axioma's risk model and optimizer to construct the industry neutral factor indices. The STOXX industry neutral single and multi-factor indices are based on the respective STOXX country or regional benchmark indices.

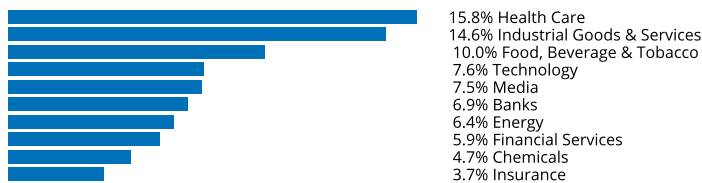
Key facts

- » Invest in targeted factor exposures with managed liquidity and risk profiles across various regions
- » Use of Axioma's factor risk models and portfolio construction expertise to define the factors based on extensive validation from research and having a clear economic rationale
- » Factor family consists of 5 single factor indices (Value, Momentum, Quality, Low Risk, and Size) and one multi-factor index
- » Same index construction rules applied across the factor family
- » Strict neutrality imposed on ICB Industries to remove industry bets relative to the respective benchmarks
- » Single factor indices maximize the target factor while constraining the exposure to other factors
- » Multi-factor index employs a bottom-up approach by maximizing the exposure to an equally weighted aggregated multi-factor score
- » Ensures tradability by managing turnover and exposure to illiquid positions

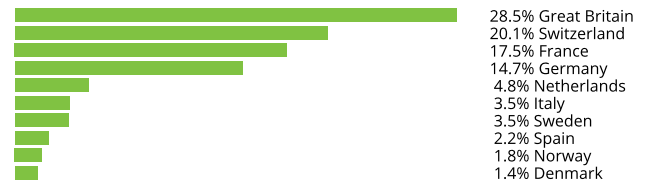
Descriptive statistics

Index	Market cap (EUR bn.)		Components (EUR bn.)				Component weight (%)		Turnover (%)
	Full	Free-float	Mean	Median	Largest	Smallest	Largest	Smallest	Last 12 months
STOXX Europe 600 Industry Neutral Ax Low Risk Index	N/A	101.3	1.2	0.7	7.7	0.0	7.6	0.0	49.8
STOXX Europe 600 Index	12,333.3	9,683.0	16.1	5.6	304.5	0.4	3.1	0.0	3.4

Supersector weighting (top 10)



Country weighting



Risk and return figures¹

Index returns	Return (%)					Annualized return (%)				
	Last month	YTD	1Y	3Y	5Y	Last month	YTD	1Y	3Y	5Y
STOXX Europe 600 Industry Neutral Ax Low Risk Index	-4.0	6.2	-0.8	21.7	19.1	N/A	N/A	-0.8	6.8	3.6
STOXX Europe 600 Index	-3.2	6.3	1.9	28.9	17.9	N/A	N/A	1.9	8.9	3.4
Index volatility and risk	Annualized volatility (%)					Annualized Sharpe ratio ²				
STOXX Europe 600 Industry Neutral Ax Low Risk Index	9.6	9.6	12.4	12.7	14.5	N/A	N/A	-0.2	0.5	0.2
STOXX Europe 600 Index	11.4	12.8	15.5	16.3	18.0	N/A	N/A	-0.0	0.5	0.2
Index to benchmark	Correlation					Tracking error (%)				
STOXX Europe 600 Industry Neutral Ax Low Risk Index	0.9	0.9	0.9	0.9	0.9	5.0	6.5	6.1	6.5	6.4
Index to benchmark	Beta					Annualized information ratio				
STOXX Europe 600 Industry Neutral Ax Low Risk Index	0.7	0.6	0.7	0.7	0.8	-2.0	-0.1	-0.6	-0.4	-0.1

¹ For information on data calculation, please refer to STOXX calculation reference guide.

² Based on EURIBOR1M

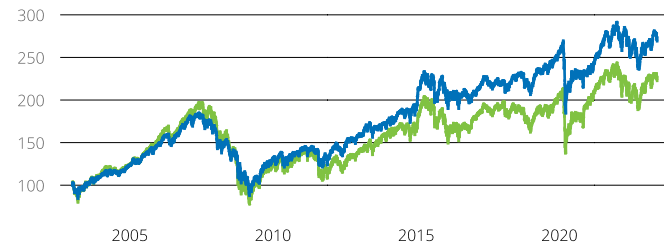
(EUR, price), all data as of May 31, 2023

STOXX® EUROPE 600 INDUSTRY NEUTRAL AX LOW RISK INDEX

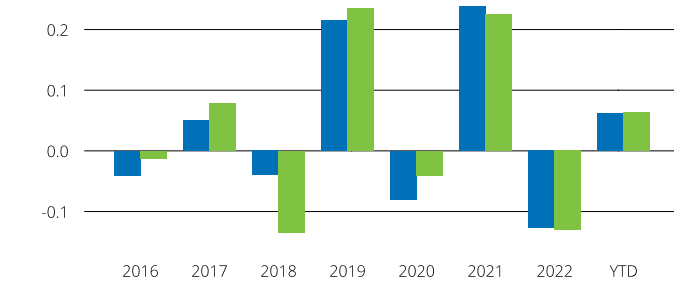
Fundamentals (for last 12 months)

Index	Price/earnings incl. negative		Price/earnings excl. negative		Price/ book	Dividend yield (%) ³	Price/ sales	Price/ cash flow
	Trailing	Projected	Trailing	Projected	Trailing	Trailing	Trailing	Trailing
STOXX Europe 600 Industry Neutral Ax Low Risk Index	18.9	14.3	17.7	14.3	2.0	2.8	1.6	10.1
STOXX Europe 600 Index	15.2	12.7	13.4	12.5	1.8	2.7	1.2	1.7

Performance and annual returns⁴



— STOXX® Europe 600 Industry Neutral Ax Low Risk Index
— STOXX® Europe 600 Index



■ STOXX® Europe 600 Industry Neutral Ax Low Risk Index ■ STOXX® Europe 600 Index

Methodology

Bringing together the powerful indexing and analytics capabilities of Qontigo, the STOXX Industry Neutral Factor Index suite delivers more clarity to the market for factor investors by relying on the institutionally tested analytics of Axioma Factor Risk Models and advanced portfolio construction techniques. The use of Axioma's risk models ensures strong exposure to the respective target factor (Value, Momentum, Quality, Low Risk, Size, Multi-Factor) while allowing for ease of control over unintended exposures. The inclusion of constraints targets benchmark tracking with country controls and industry neutrality constraints, and ensures tradability by limiting exposure to less liquid names and turnover while controlling for effective number of names and weights.

Versions and symbols

Index	ISIN	Symbol	Bloomberg	Reuters
Gross Return EUR	CH0462360667	SAXPNLRU	SAXPNLRU INDEX	.SAXPNLRU
Net Return EUR	CH0462360659	SAXPNLRR	SAXPNLRR INDEX	.SAXPNLRR
Price EUR	CH0462360642	SAXPNLRP		.SAXPNLRP
Gross Return USD	CH0462360691	SAXPNLRS		.SAXPNLRS
Net Return USD	CH0462360683	SAXPNLRV		.SAXPNLRV
Price USD	CH0462360675	SAXPNLRL		.SAXPNLRL

Complete list available here: www.stoxx.com/data/vendor_codes.html

Quick facts

Weighting	Optimization
Cap factor	4.5%/ 8% / 35%
No. of components	Variable
Review frequency	Quarterly (Mar.,Jun.,Sep.,Dec.)
Calculation/distribution	realtime 15 sec
Calculation hours	09:00:00 18:00:00
Base value/base date	100 as of Mar. 19, 2012
History	Available since 31 Dec 2002
Inception date	Feb. 17, 2021

To learn more about the inception date, the currency, the calculation hours and historical values, please see our data vendor code sheet.

CONTACT DETAILS

STOXX customer support | P +41 43 430 7272 | customersupport@stoxx.com | <https://qontigo.com/support/>

DISCLAIMER

STOXX, Deutsche Boerse Group (DBAG) and their licensors, research partners or data providers do not make any warranties or representations, express or implied, with respect to the timeliness, sequence, accuracy, completeness, currentness, merchantability, quality or fitness for any particular purpose of its index data and exclude any liability in connection therewith. STOXX, DBAG and their licensors, research partners or data providers are not providing investment advice through the publication of indices or in connection therewith. In particular, the inclusion of a company in an index, its weighting, or the exclusion of a company from an index, does not in any way reflect an opinion of STOXX, DBAG or their licensors, research partners or data providers on the merits of that company. Financial instruments based on the STOXX indices, DAX indices or on any other indices supported by STOXX are in no way sponsored, endorsed, sold or promoted by STOXX, DBAG or their licensors, research partners or data providers.

BACKTESTED PERFORMANCE

This document contains index performance data based on backtesting, i.e. calculations of how the index might have performed prior to launch if it had existed using the same index methodology and based on historical constituents. Backtested performance information is purely hypothetical and is provided in this document solely for information purposes. Backtested performance does not represent actual performance and should not be interpreted as an indication of actual performance.

CUSTOMIZATION

The index can be used as a basis for the definition of STOXX Customized Indices, which can be tailored to specific client or mandate needs. STOXX offers customization in almost unlimited forms for example in terms of component selection, weighting schemes and personalized calculation methodologies.

³ Net dividend yield is calculated as net return index return minus price index return

⁴ STOXX data from Dec. 31, 2002 to May 31, 2023

STOXX® EUROPE 600 INDUSTRY NEUTRAL AX LOW RISK INDEX

Top 10 Components⁵

Company	Supersector	Country	Weight (%)
NESTLE	Food, Beverage & Tobacco	Switzerland	7.57
NOVARTIS	Health Care	Switzerland	5.44
BAE SYSTEMS	Industrial Goods & Services	Great Britain	4.52
AIR LIQUIDE	Chemicals	France	4.19
SAP	Technology	Germany	3.85
WOLTERS KLUWER	Media	Netherlands	3.12
SANOFI	Health Care	France	3.02
THALES	Industrial Goods & Services	France	2.81
LONDON STOCK EXCHANGE	Financial Services	Great Britain	2.66
BUNZL	Industrial Goods & Services	Great Britain	2.51

⁵ Based on the composition as of May 31, 2023
