

ISTOXX® GLOBAL FINTECH 30 INDEX

Index description

The iSTOXX Global Fintech 30 Index is comprised of 30 companies associated with financial technology (fintech). These businesses use technology to change how financial services are offered to end customers, and/or to boost the competitive edge of traditional financial services providers by improving efficiencies and driving new products and solutions. As the evolution of fintech progresses, and its support from governments and regulators increases, these companies are well-positioned to benefit from the long-term trend towards fintech, which may have a substantial impact on their revenues in the future.

Key facts

- » Index allows targeted investment in fintech, a significant megatrend.
- » Its universe leverages detailed Revere data, helping it to select companies with a revenue exposure above 50% to fintech-related sectors.
- » Liquidity filter ensures replicability.


Descriptive statistics

Index	Market cap (USD bn.)		Components (USD bn.)				Component weight (%)		Turnover (%)
	Full	Free-float	Mean	Median	Largest	Smallest	Largest	Smallest	Last 12 months
iSTOXX Global Fintech 30 Index	1,366.0	1,309.6	43.7	32.6	132.9	10.3	10.2	0.8	19.8
STOXX Global Fintech Index	N/A	10.7	0.1	0.0	0.9	0.0	8.2	0.0	13.9

Supersector weighting (top 10)



Country weighting



Risk and return figures¹

Index returns	Return (%)					Annualized return (%)				
	Last month	YTD	1Y	3Y	5Y	Last month	YTD	1Y	3Y	5Y
iSTOXX Global Fintech 30 Index	-2.7	6.0	-1.6	-3.6	40.8	N/A	N/A	-1.6	-1.2	7.2
STOXX Global Fintech Index	-1.9	6.8	-2.1	-5.6	34.3	N/A	N/A	-2.1	-1.9	6.2
Index volatility and risk	Annualized volatility (%)					Annualized Sharpe ratio ²				
iSTOXX Global Fintech 30 Index	17.1	17.8	24.1	23.0	25.5	N/A	N/A	-0.2	-0.0	0.3
STOXX Global Fintech Index	16.6	17.8	24.2	22.3	24.5	N/A	N/A	-0.2	-0.1	0.2
Index to benchmark	Correlation					Tracking error (%)				
iSTOXX Global Fintech 30 Index	1.0	1.0	1.0	1.0	1.0	2.2	2.0	2.2	2.3	2.3
Index to benchmark	Beta					Annualized information ratio				
iSTOXX Global Fintech 30 Index	1.0	1.0	1.0	1.0	1.0	-4.1	-0.8	0.2	0.4	0.5

¹ For information on data calculation, please refer to STOXX calculation reference guide.

² Based on EURIBOR1M

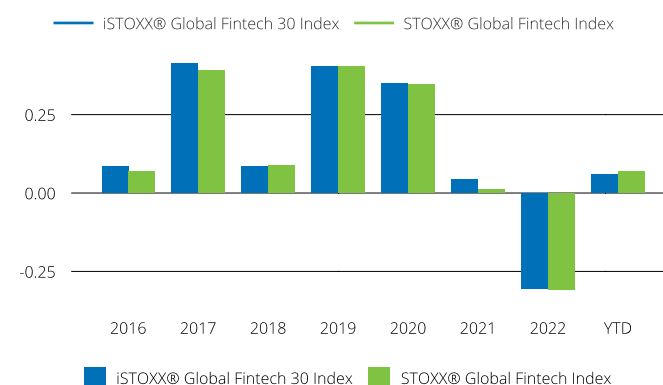
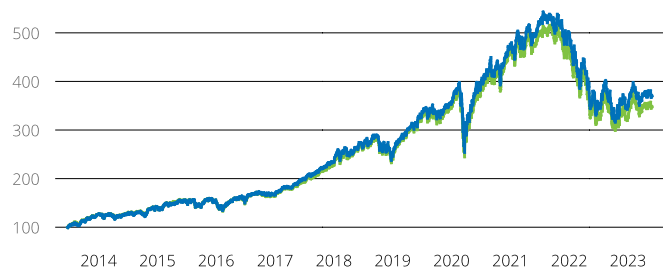
(USD, gross return), all data as of May 31, 2023

INDUSTRY INDICES

ISTOXX® GLOBAL FINTECH 30 INDEX

Fundamentals (for last 12 months)

Index	Price/earnings incl. negative		Price/earnings excl. negative		Price/ book	Dividend yield (%) ³	Price/ sales	Price/ cash flow
	Trailing	Projected	Trailing	Projected	Trailing	Trailing	Trailing	Trailing
iSTOXX Global Fintech 30 Index	93.3	22.6	31.9	22.6	4.5	1.0	5.9	23.2
STOXX Global Fintech Index	87.8	21.2	27.7	20.0	3.6	1.1	4.2	24.2

Performance and annual returns⁴

Methodology

The parent index of the iSTOXX® Global Fintech 30 Index is the STOXX® Global Fintech Index.

Companies of the parent index are screened for liquidity, only selecting those with a 3-month average daily trading value (ADTV) greater than EUR 5 million. Then, the largest 30 of the remaining companies, in terms of free-float market cap, are selected.

The index is free-float market cap weighted with a 10% cap and its composition is reviewed quarterly.

Versions and symbols

Index	ISIN	Symbol	Bloomberg	Reuters
Gross Return EUR	CH0462359826	STXFT3GR		.STXFT3GR
Net Return EUR	CH0462359800	STXFT3R		.STXFT3R
Price EUR	CH0462359842	STXFT3P		.STXFT3P
Gross Return USD	CH0462359834	STXFT3GV		.STXFT3GV
Net Return USD	CH0462359818	STXFT3V	STXFT3V INDEX	.STXFT3V
Price USD	CH0462359859	STXFT3L	STXFT3L INDEX	.STXFT3L

Complete list available here: www.stoxx.com/data/vendor_codes.html

Quick facts

Weighting	free-float market capitalization
Cap factor	0.1
No. of components	30
Review frequency	Quarterly
Calculation/distribution	realtime 15 sec
Calculation hours	00:00:00 22:15:00
Base value/base date	100 as of Jun. 21, 2013
History	Available since Jun. 21, 2013
Inception date	Nov. 11, 2020

To learn more about the inception date, the currency, the calculation hours and historical values, please see our data vendor code sheet.

CONTACT DETAILS

STOXX customer support | P +41 43 430 7272 | customersupport@stoxx.com | <https://qontigo.com/support/>

DISCLAIMER

STOXX, Deutsche Boerse Group (DBAG) and their licensors, research partners or data providers do not make any warranties or representations, express or implied, with respect to the timeliness, sequence, accuracy, completeness, currentness, merchantability, quality or fitness for any particular purpose of its index data and exclude any liability in connection therewith. STOXX, DBAG and their licensors, research partners or data providers are not providing investment advice through the publication of indices or in connection therewith. In particular, the inclusion of a company in an index, its weighting, or the exclusion of a company from an index, does not in any way reflect an opinion of STOXX, DBAG or their licensors, research partners or data providers on the merits of that company. Financial instruments based on the STOXX® indices, DAX® indices or on any other indices supported by STOXX are in no way sponsored, endorsed, sold or promoted by STOXX, DBAG or their licensors, research partners or data providers.

BACKTESTED PERFORMANCE

This document contains index performance data based on backtesting, i.e. calculations of how the index might have performed prior to launch if it had existed using the same index methodology and based on historical constituents. Backtested performance information is purely hypothetical and is provided in this document solely for information purposes. Backtested performance does not represent actual performance and should not be interpreted as an indication of actual performance.

CUSTOMIZATION

The index can be used as a basis for the definition of STOXX® Customized Indices, which can be tailored to specific client or mandate needs. STOXX offers customization in almost unlimited forms for example in terms of component selection, weighting schemes and personalized calculation methodologies.

³ gr. div. yield is calculated as gr. return index return minus price index return

⁴ STOXX data from Jun. 21, 2013 to May 31, 2023

(USD, gross return), all data as of May 31, 2023

ISTOXX® GLOBAL FINTECH 30 INDEX

Top 10 Components⁵

Company	Supersector	Country	Weight (%)
MasterCard Inc. Cl A	Industrial Goods & Services	United States	10.15
VISA Inc. Cl A	Industrial Goods & Services	United States	9.90
S&P GLOBAL	Financial Services	United States	9.14
Fiserv Inc.	Industrial Goods & Services	United States	5.44
PayPal Holdings	Industrial Goods & Services	United States	5.40
SHOPIFY A NYS	Technology	United States	5.22
CME Group Inc. Cl A	Financial Services	United States	4.91
INTERCONTINENTALEXCHANGE INC	Financial Services	United States	4.52
Moody's Corp.	Financial Services	United States	3.86
ADYEN	Industrial Goods & Services	Netherlands	3.55

⁵ Based on the composition as of May 31, 2023
