

# STOXX® GLOBAL HEALTH & WEIGHT LOSS INDEX

## Index description

The STOXX Health & Weight Loss indices are comprised of companies that stand to benefit from the immediate need of addressing the rising obesity levels in the global population. The obesity epidemic constitutes one of the most pressing health challenges with a major global economic impact. Therefore, the global focus on fighting obesity can be a driver of enhanced revenues for companies exposed to this theme.

Revere (RBICS) data allow a detailed breakdown of the revenue sources of the eligible companies, helping this index to select companies with substantial exposure to "fighting globesity" trend.

Furthermore, the index excludes companies that Sustainalytics considers to be non-compliant based on the Sustainalytics Global Standards Screening assessment or to be involved with controversial weapons.

## Key facts

»Index allows targeted investment in the companies associated with the Globesity theme

»Detailed Revere data helps identify and select companies with a revenue exposure above 50% to sectors related to the Globesity theme

»Liquidity filter ensures replicability

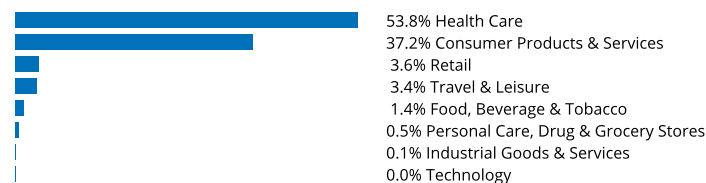
»Index integrates ESG considerations

»The detailed methodology can be found in our rulebooks: [www.stoxx.com/rulebooks](http://www.stoxx.com/rulebooks)


## Descriptive statistics

Index	Market cap (USD bn.)		Components (USD bn.)				Component weight (%)		Turnover (%)
	Full	Free-float	Mean	Median	Largest	Smallest	Largest	Smallest	Last 12 months
STOXX Global Health & Weight Loss Index	N/A	10.3	0.1	0.0	0.9	0.0	9.1	0.0	24.9
STOXX Developed and Emerging Markets Total Market Index	80,541.0	67,975.2	6.2	0.7	2,655.1	0.0	3.9	0.0	2.8

## Supersector weighting (top 10)



## Country weighting



## Risk and return figures<sup>1</sup>

Index returns	Return (%)					Annualized return (%)				
	Last month	YTD	1Y	3Y	5Y	Last month	YTD	1Y	3Y	5Y
STOXX Global Health & Weight Loss Index	-8.5	2.0	3.6	19.1	50.0	N/A	N/A	3.6	6.0	8.5
STOXX Developed and Emerging Markets Total Market Index	-0.9	7.7	1.3	36.1	40.1	N/A	N/A	1.3	10.9	7.1
Index volatility and risk	Annualized volatility (%)					Annualized Sharpe ratio <sup>2</sup>				
STOXX Global Health & Weight Loss Index	12.8	13.9	19.2	18.4	18.4	N/A	N/A	0.1	0.3	0.4
STOXX Developed and Emerging Markets Total Market Index	10.2	11.8	17.1	15.5	17.6	N/A	N/A	-0.1	0.7	0.4
Index to benchmark	Correlation					Tracking error (%)				
STOXX Global Health & Weight Loss Index	0.7	0.8	0.8	0.8	0.8	9.7	8.8	10.4	10.4	10.4
Index to benchmark	Beta					Annualized information ratio				
STOXX Global Health & Weight Loss Index	0.8	0.9	1.0	1.0	0.9	-9.3	-1.5	0.2	-0.4	0.1

<sup>1</sup> For information on data calculation, please refer to [STOXX calculation reference guide](#).

<sup>2</sup> Based on EURIBOR1M

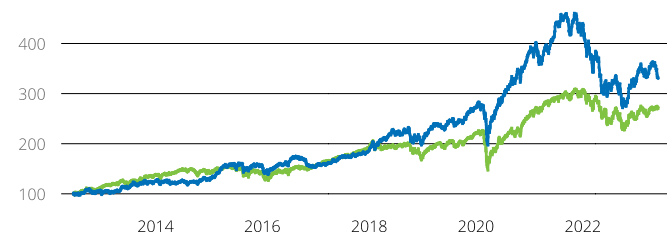
(USD, gross return), all data as of May 31, 2023

## THEME INDICES

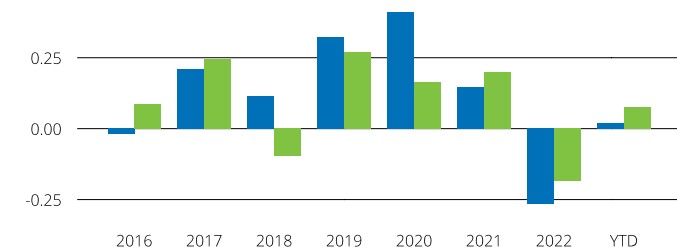
## STOXX® GLOBAL HEALTH &amp; WEIGHT LOSS INDEX

## Fundamentals (for last 12 months)

Index	Price/earnings incl. negative		Price/earnings excl. negative		Price/ book	Dividend yield (%) <sup>3</sup>	Price/ sales	Price/ cash flow
	Trailing	Projected	Trailing	Projected	Trailing	Trailing	Trailing	Trailing
STOXX Global Health & Weight Loss Index	47.6	34.1	29.4	26.1	5.4	1.2	2.7	26.8
STOXX Developed and Emerging Markets Total Market Index	-0.8	16.8	16.8	15.9	0.1	2.3	1.4	5.3

Performance and annual returns<sup>4</sup>

— STOXX® Global Health & Weight Loss Index  
— STOXX® Developed and Emerging Markets Total Market Index



■ STOXX® Global Health & Weight Loss Index  
■ STOXX® Developed and Emerging Markets Total Market Index

## Versions and symbols

Index	ISIN	Symbol	Bloomberg	Reuters
Gross Return EUR	CH0536816751	STXOBEG		.STXOBEG
Gross Return EUR	CH0536816751	STXOBEG		.STXOBEG
Net Return EUR	CH0536816793	STXOBEN		.STXOBEN
Price EUR	CH0536816728	STXOBEP		.STXOBEP
Gross Return USD	CH0536816736	STXOBEU	STXOBEU INDEX	.STXOBEU
Gross Return USD	CH0536816736	STXOBEU	STXOBEU INDEX	.STXOBEU
Net Return USD	CH0536816785	STXOBEV		.STXOBEV
Price USD	CH0536816777	STXOBEL		.STXOBEL

Complete list available here: [www.stoxx.com/data/vendor\\_codes.html](http://www.stoxx.com/data/vendor_codes.html)

## Methodology

The Global version of the index is derived from STOXX Developed and Emerging Markets Total Market, STOXX China A Total Market (accessible through Stock Connect), STOXX China ADR Total Market, STOXX China P Chips Total Market indices. The Global ex China A index version does not consider China A securities.

Two screens are applied: first, only stocks with a three-month median daily trading volume (MDTV) greater than EUR 1,000,000 are included; second, only companies with revenue exposure of more than 50% to the sectors associated with the theme are selected. Companies that Sustainalytics deems to be non-compliant with the Global Standards Screening or to be involved with controversial weapons are excluded.

The index is weighted proportionally to the free-float market cap of the selected stocks multiplied by their aggregate revenue exposure to themes. Weights are capped as follows: the sum of all weights above 4.5% should not exceed 35%, and no single weight should exceed 8%.

## Quick facts

Weighting	Weights are determined proportionally to market cap times the
Cap factor	Sum of weights above 4.5% not to exceed 35%. No single weight to
No. of components	Variable
Review frequency	Components are reviewed annually, weighting factors are
Calculation/distribution	dayend
Calculation hours	22:15:00 22:15:00
Base value/base date	100 as of Jun. 18, 2012
History	Available as of Jun. 18, 2012
Inception date	Apr. 08, 2020
To learn more about the inception date, the currency, the calculation hours and historical values, please see our data vendor code sheet.	

## CONTACT DETAILS

STOXX customer support | P +41 43 430 7272 | [customersupport@stoxx.com](mailto:customersupport@stoxx.com) | <https://qontigo.com/support/>

## DISCLAIMER

STOXX, Deutsche Boerse Group (DBAG) and their licensors, research partners or data providers do not make any warranties or representations, express or implied, with respect to the timeliness, sequence, accuracy, completeness, currentness, merchantability, quality or fitness for any particular purpose of its index data and exclude any liability in connection therewith. STOXX, DBAG and their licensors, research partners or data providers are not providing investment advice through the publication of indices or in connection therewith. In particular, the inclusion of a company in an index, its weighting, or the exclusion of a company from an index, does not in any way reflect an opinion of STOXX, DBAG or their licensors, research partners or data providers on the merits of that company. Financial instruments based on the STOXX® indices, DAX® indices or on any other indices supported by STOXX are in no way sponsored, endorsed, sold or promoted by STOXX, DBAG or their licensors, research partners or data providers.

## BACKTESTED PERFORMANCE

This document contains index performance data based on backtesting, i.e. calculations of how the index might have performed prior to launch if it had existed using the same index methodology and based on historical constituents. Backtested performance information is purely hypothetical and is provided in this document solely for information purposes. Backtested performance does not represent actual performance and should not be interpreted as an indication of actual performance.

## CUSTOMIZATION

The index can be used as a basis for the definition of STOXX® Customized Indices, which can be tailored to specific client or mandate needs. STOXX offers customization in almost unlimited forms for example in terms of component selection, weighting schemes and personalized calculation methodologies.

<sup>3</sup> gr. div. yield is calculated as gr. return index return minus price index return

<sup>4</sup> STOXX data from Jun. 18, 2012 to May 31, 2023

(USD, gross return), all data as of May 31, 2023

## STOXX® GLOBAL HEALTH &amp; WEIGHT LOSS INDEX

Top 10 Components<sup>5</sup>

<b>Company</b>	<b>Supersector</b>	<b>Country</b>	<b>Weight (%)</b>
NOVO NORDISK B	Health Care	Denmark	9.12
Edwards Lifesciences Corp.	Health Care	United States	9.07
DEXCOM	Health Care	United States	8.57
Nike Inc. Cl B	Consumer Products & Services	United States	7.31
ADIDAS	Consumer Products & Services	Germany	4.64
ResMed Inc.	Health Care	United States	4.58
MONCLER	Consumer Products & Services	Italy	3.71
Pientzhuang 'A'	Health Care	China	3.17
Shimano Inc.	Consumer Products & Services	Japan	3.13
LI NING	Consumer Products & Services	China	2.97

<sup>5</sup> Based on the composition as of May 31, 2023

---