

EURO STOXX® STRONG VALUE 20 INDEX

Index description

The STOXX Strong Style indices represent the performance of the most style-pure companies in Europe and the Eurozone. While the STOXX Strong Growth 20 indices and the STOXX Strong Value 20 indices cover the purest growth and value companies in Europe and the Eurozone, the STOXX Strong Style Composite 40 indices combine both style indices, i.e. the most style-pure companies of each style category in the relevant region.

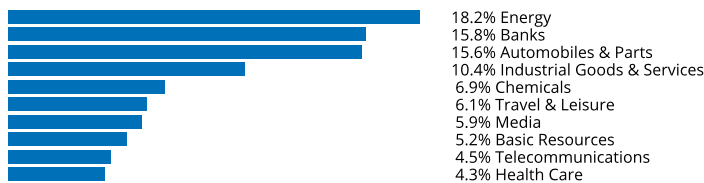
Key facts

» Weighting is purely based on the relevant value or growth score

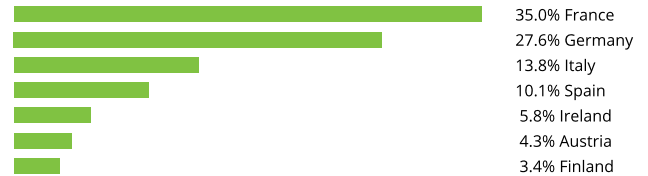
Descriptive statistics

Index	Market cap (EUR bn.)		Components (EUR bn.)				Component weight (%)		Turnover (%)
	Full	Free-float	Mean	Median	Largest	Smallest	Largest	Smallest	Last 12 months
EURO STOXX Strong Value 20 Index	N/A	1.1	0.1	0.1	0.1	0.0	8.9	2.8	83.0
EURO STOXX Index	6,895.1	4,903.0	16.8	6.8	270.7	0.8	5.5	0.0	3.1

Supersector weighting (top 10)



Country weighting



Risk and return figures¹

Index returns	Return (%)					Annualized return (%)				
	Last month	YTD	1Y	3Y	5Y	Last month	YTD	1Y	3Y	5Y
EURO STOXX Strong Value 20 Index	-3.8	2.2	-14.2	70.8	13.4	N/A	N/A	-14.3	19.7	2.6
EURO STOXX Index	-2.5	10.6	7.9	41.5	30.6	N/A	N/A	8.0	12.4	5.5
Index volatility and risk	Annualized volatility (%)					Annualized Sharpe ratio ²				
EURO STOXX Strong Value 20 Index	21.1	24.5	25.4	26.3	26.3	N/A	N/A	-0.7	0.6	0.1
EURO STOXX Index	12.3	15.2	17.7	18.5	19.9	N/A	N/A	0.3	0.6	0.3
Index to benchmark	Correlation					Tracking error (%)				
EURO STOXX Strong Value 20 Index	0.8	0.8	0.8	0.8	0.9	13.6	14.6	15.1	15.9	14.1
Index to benchmark	Beta					Annualized information ratio				
EURO STOXX Strong Value 20 Index	1.4	1.4	1.2	1.1	1.1	-1.1	-1.3	-1.5	0.4	-0.2

¹ For information on data calculation, please refer to [STOXX calculation reference guide](#).

² Based on EURIBOR1M

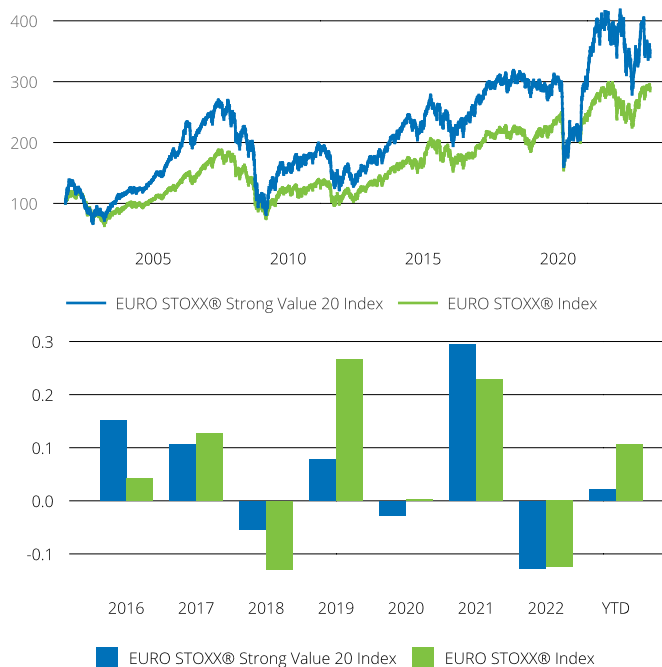
(EUR, net return), all data as of May 31, 2023

STYLE INDICES

EURO STOXX® STRONG VALUE 20 INDEX

Fundamentals (for last 12 months)

Index	Price/earnings incl. negative		Price/earnings excl. negative		Price/ book	Dividend yield (%) ³	Price/ sales	Price/ cash flow
	Trailing	Projected	Trailing	Projected	Trailing	Trailing	Trailing	Trailing
EURO STOXX Strong Value 20 Index	20.3	7.5	4.9	6.6	0.8	1.6	0.3	13.5
EURO STOXX Index	15.0	11.9	13.2	11.6	1.6	2.6	1.0	1.1

Performance and annual returns⁴

Methodology

The indices are derived from the STOXX Europe TMI and the EURO STOXX indices. Six factors are applied to define a company's style designation and are condensed into a single style score, leading to a number that measures a company's style purity.

The six factors used when selecting components for the STOXX TMI Style Index are normalized as z-scores. The six factors and the detailed methodology including the calculation formula can be found in our rulebook: www.stoxx.com/indices/rulebooks.html

Versions and symbols

Index	ISIN	Symbol	Bloomberg	Reuters
Net Return EUR	CH0031152215	SV2T	SV2T INDEX	.SV2T
Price EUR	CH0031152199	SV2E	SV2E INDEX	.SV2E
Net Return USD	CH0031152256	SV2U	SV2U INDEX	.SV2U
Price USD	CH0031152249	SV2K	SV2K INDEX	.SV2K

Complete list available here: www.stoxx.com/data/vendor_codes.html

Quick facts

Weighting	Price-weighted with a weighting factor based on their growth or
Cap factor	15%
No. of components	Strong growth and strong value indices: 20
Review frequency	Annually (Sep.)
Calculation/distribution	Price (EUR): realtime (every 15 seconds)
Calculation hours	Realtime: 9:00 am - 6:00 pm CET
Base value/base date	1,000 as of Sep. 30, 2001
History	Available daily back to Sep. 30, 2001
Inception date	Jun. 4, 2007

CONTACT DETAILS

STOXX customer support | P +41 43 430 7272 | customersupport@stoxx.com | <https://qontigo.com/support/>

DISCLAIMER

STOXX, Deutsche Börse Group and their licensors, research partners or data providers do not make any warranties or representations, express or implied, with respect to the timeliness, sequence, accuracy, completeness, currentness, merchantability, quality or fitness for any particular purpose of its index data and exclude any liability in connection therewith. STOXX, Deutsche Börse Group and their licensors, research partners or data providers are not providing investment advice through the publication of indices or in connection therewith. In particular, the inclusion of a company in an index, its weighting, or the exclusion of a company from an index, does not in any way reflect an opinion of STOXX, Deutsche Börse Group or their licensors, research partners or data providers on the merits of that company. Financial instruments based on the STOXX® indices, DAX® indices or on any other indices supported by STOXX are in no way sponsored, endorsed, sold or promoted by STOXX, Deutsche Börse Group or their licensors, research partners or data providers.

BACKTESTED PERFORMANCE

This document contains index performance data based on backtesting, i.e. calculations of how the index might have performed prior to launch if it had existed using the same index methodology and based on historical constituents. Backtested performance information is purely hypothetical and is provided in this document solely for information purposes. Backtested performance does not represent actual performance and should not be interpreted as an indication of actual performance.

CUSTOMIZATION

The index can be used as a basis for the definition of STOXX® Customized Indices, which can be tailored to specific client or mandate needs. STOXX offers a wide range of customization, in terms of component selection, weighting schemes and personalized calculation methodologies.

³ Net dividend yield is calculated as net return index return minus price index return

⁴ STOXX data from Oct. 01, 2001 to May 31, 2023

EURO STOXX® STRONG VALUE 20 INDEX

Top 10 Components⁵

Company	Supersector	Country	Weight (%)
SAIPEM	Energy	Italy	8.88
FAURECIA	Automobiles & Parts	France	7.07
AIR FRANCE-KLM	Travel & Leisure	France	6.12
PUBLICIS GRP	Media	France	5.89
BANK OF IRELAND GROUP	Banks	Ireland	5.76
ALSTOM	Industrial Goods & Services	France	5.58
BCO SABADELL	Banks	Spain	5.57
VALLOUREC	Basic Resources	France	5.24
RENAULT	Automobiles & Parts	France	5.12
SARAS	Energy	Italy	4.94

⁵ Based on the composition as of May 31, 2023
