

STOXX® SPAIN SMALL CAP INDEX

Index description

The STOXX Spain Small Cap Index is a broad market cap weighted index designed to represent the performance of the Small Cap companies from Spain covering approximately 15% of investable market capitalization. STOXX Spain Small Cap Index is suitable for global investment products which include funds, exchange traded funds, and derivatives and can also be used for further building block approach strategies when appropriate. It follows a robust and modular framework which enables investors to utilize this index for a variety of investment objectives whilst using a consistent approach. It is derived from the STOXX World Equity Index series and its countries follow the STOXX World Country Classification Framework.

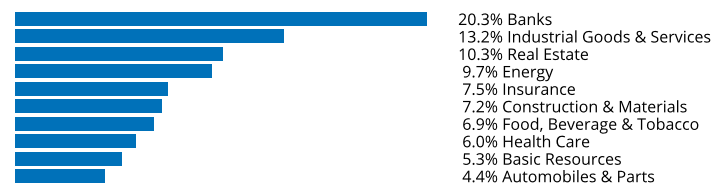
Key facts

- »Broad, yet liquid coverage of Small cap companies that supports clients' global investment decisions whilst avoiding home biases.
- »A consistent and transparent methodology which fully embraces global standards of governance.
- »Can serve as a basis for numerous derived strategies.
- »Constructed using STOXX World Methodology.
- »Its countries follow the STOXX World Country classification framework.

Descriptive statistics

Index	Market cap (USD bn.)		Components (USD bn.)				Component weight (%)		Turnover (%)
	Full	Free-float	Mean	Median	Largest	Smallest	Largest	Smallest	Last 12 months
STOXX Spain Small Cap Index	90.8	51.8	1.2	0.7	5.5	0.1	10.7	0.2	4.9
STOXX Developed World Small Cap Index	8,159.1	6,796.3	1.4	0.8	19.8	0.0	0.3	0.0	7.6

Supersector weighting (top 10)



Country weighting



Risk and return figures¹

Index returns	Return (%)					Annualized return (%)				
	Last month	YTD	1Y	3Y	5Y	Last month	YTD	1Y	3Y	5Y
STOXX Spain Small Cap Index	-5.0	2.3	-4.8	34.9	13.6	N/A	N/A	-4.8	10.5	2.6
STOXX Developed World Small Cap Index	-3.0	1.4	-4.1	27.0	16.3	N/A	N/A	-4.1	8.3	3.1
Index volatility and risk	Annualized volatility (%)					Annualized Sharpe ratio ²				
STOXX Spain Small Cap Index	14.2	20.4	22.6	20.9	20.4	N/A	N/A	-0.3	0.5	0.1
STOXX Developed World Small Cap Index	13.5	15.3	20.7	18.7	20.3	N/A	N/A	-0.4	0.4	0.1
Index to benchmark	Correlation					Tracking error (%)				
STOXX Spain Small Cap Index	0.8	0.7	0.7	0.6	0.7	9.0	15.3	17.3	17.1	16.6
Index to benchmark	Beta					Annualized information ratio				
STOXX Spain Small Cap Index	0.8	0.9	0.7	0.7	0.7	-2.7	0.1	-0.1	0.1	-0.1

¹ For information on data calculation, please refer to STOXX calculation reference guide.

² Based on EURIBOR1M

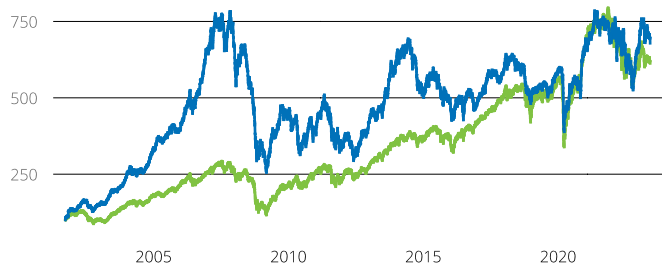
(USD, gross return), all data as of May 31, 2023

STOXX INDICES

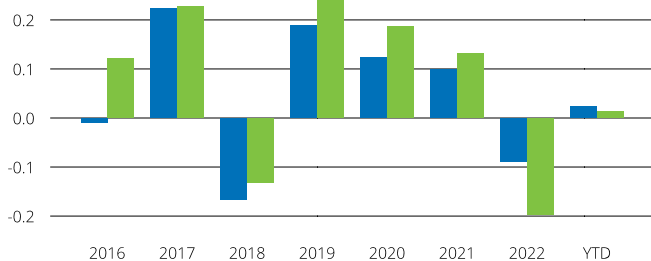
STOXX® SPAIN SMALL CAP INDEX

Fundamentals (for last 12 months)

Index	Price/earnings incl. negative		Price/earnings excl. negative		Price/ book	Dividend yield (%) ³	Price/ sales	Price/ cash flow
	Trailing	Projected	Trailing	Projected	Trailing	Trailing	Trailing	Trailing
STOXX Spain Small Cap Index	11.1	9.8	10.5	9.7	1.0	4.5	0.8	1.9
STOXX Developed World Small Cap Index	-0.1	16.6	11.5	12.5	1.6	2.0	0.9	9.4

Performance and annual returns⁴

— STOXX® Spain Small Cap Index — STOXX® Developed World Small Cap Index



■ STOXX® Spain Small Cap Index ■ STOXX® Developed World Small Cap Index

Methodology

The STOXX Spain Small Cap Index is a broad market cap weighted index designed to represent the performance of the Small Cap companies from Spain covering approximately 15% of investable market capitalization. STOXX Spain Small Cap Index is suitable for global investment products which include funds, exchange traded funds, and derivatives and can also be used for further building block approach strategies when appropriate. It follows a robust and modular framework which enables investors to utilize this index for a variety of investment objectives whilst using a consistent approach. It is derived from the STOXX World Equity Index series and its countries follow the STOXX World Country Classification Framework.

Versions and symbols

Index	ISIN	Symbol	Bloomberg	Reuters
Gross Return EUR	CH1213346088	SWESSCGR		.SWESSCGR
Net Return EUR	CH1213346070	SWESSCR		.SWESSCR
Price EUR	CH1213346096	SWESSCP		.SWESSCP
Gross Return USD	CH1213346054	SWESSCGV		.SWESSCGV
Net Return USD	CH1213346047	SWESSCV	SWESSCV INDEX	.SWESSCV
Price USD	CH1213346062	SWESSCL		.SWESSCL

Complete list available here: www.stoxx.com/data/vendor_codes.html

Quick facts

Weighting	Free-float market capitalization
Cap factor	N/A
No. of components	Variable
Review frequency	Semi Annual
Calculation/distribution	Realtime 15 sec
Calculation hours	00:00:00 22:15:00
Base value/base date	1000 as of September. 24, 2001
History	Available from Sep. 24, 2001
Inception date	November. 16, 2022

To learn more about the inception date, the currency, the calculation hours and historical values, please see our data vendor code sheet.

CONTACT DETAILS

STOXX customer support | P +41 43 430 7272 | customersupport@stoxx.com | <https://qontigo.com/support/>

DISCLAIMER

STOXX, Deutsche Boerse Group (DBAG) and their licensors, research partners or data providers do not make any warranties or representations, express or implied, with respect to the timeliness, sequence, accuracy, completeness, currentness, merchantability, quality or fitness for any particular purpose of its index data and exclude any liability in connection therewith. STOXX, DBAG and their licensors, research partners or data providers are not providing investment advice through the publication of indices or in connection therewith. In particular, the inclusion of a company in an index, its weighting, or the exclusion of a company from an index, does not in any way reflect an opinion of STOXX, DBAG or their licensors, research partners or data providers on the merits of that company. Financial instruments based on the STOXX® indices, DAX® indices or on any other indices supported by STOXX are in no way sponsored, endorsed, sold or promoted by STOXX, DBAG or their licensors, research partners or data providers.

BACKTESTED PERFORMANCE

This document contains index performance data based on backtesting, i.e. calculations of how the index might have performed prior to launch if it had existed using the same index methodology and based on historical constituents. Backtested performance information is purely hypothetical and is provided in this document solely for information purposes. Backtested performance does not represent actual performance and should not be interpreted as an indication of actual performance.

CUSTOMIZATION

The index can be used as a basis for the definition of STOXX® Customized Indices, which can be tailored to specific client or mandate needs. STOXX offers customization in almost unlimited forms for example in terms of component selection, weighting schemes and personalized calculation methodologies.

³ gr. div. yield is calculated as gr. return index return minus price index return

⁴ STOXX data from Sep. 24, 2001 to May 31, 2023

(USD, gross return), all data as of May 31, 2023

STOXX® SPAIN SMALL CAP INDEX

Top 10 Components⁵

Company	Supersector	Country	Weight (%)
BCO SABADELL	Banks	Spain	10.70
ENAGAS	Energy	Spain	8.66
BANKINTER	Banks	Spain	7.06
MERLIN PROPERTIES SOCIMI	Real Estate	Spain	5.31
VISCOFAN	Food, Beverage & Tobacco	Spain	5.02
VIDRALA	Industrial Goods & Services	Spain	4.56
ACERINOX	Basic Resources	Spain	3.88
MAPFRE	Insurance	Spain	3.76
INMOBILIARIA COLONIAL SOCIMI	Real Estate	Spain	3.37
FLUIDRA	Construction & Materials	Spain	3.30

⁵ Based on the composition as of May 31, 2023
