

STOXX® GLOBAL ESG SELECT KPIS INDEX

Index description

The STOXX Global ESG Select KPIs Indices offer a broad market exposure that tracks the performance of companies with superior environmental, social, and governance (ESG) KPIs. Companies are selected and weighted by five essential KPIs. The index includes ESG exclusion screens for Global Standards Screening, Controversial Weapons, Thermal Coal, Tobacco, Military Contracting, Small Arms, Oil Sands and ESG Controversies. KPI standardization by ICB industry and country-capping reduce unwanted systematic active exposures.

Key facts

»Component selection and weighting based on the following KPIs: CDP emission/energy reduction target, percentage of women on the board, percentage of independent directors, strict policies against child labor, and against golden parachute agreement.

»Companies that are involved in Coal Mining, Controversial Weapons, Product Involvement in Unconventional Oil & Gas, Thermal Coal, Small Arms, Military Contracting, Tobacco, Private Prisons, have a Controversy Rating, and those who are identified as non-compliant based on Sustainalytics Global Standards Screening assessment are excluded.

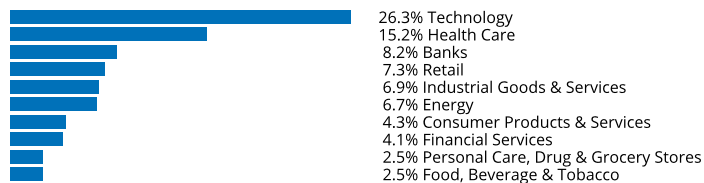
»Tilt and capping methodology fixes the levels of active industry, country, and component exposures which in turn ensures low-tracking error compared to the respective benchmarks.

»US and Global versions are available.


Descriptive statistics

Index	Market cap (USD bn.)		Components (USD bn.)				Component weight (%)		Turnover (%)
	Full	Free-float	Mean	Median	Largest	Smallest	Largest	Smallest	Last 12 months
STOXX Global ESG Select KPIs Index	37,507.1	33,620.0	39.0	10.5	2084.9	0.4	6.2	0.0	29.6
STOXX Global 1800 Index	59,488.6	53,922.1	30.0	10.4	2,655.1	0.4	4.9	0.0	3.1

Supersector weighting (top 10)



Country weighting



Risk and return figures¹

Index returns	Return (%)					Annualized return (%)				
	Last month	YTD	1Y	3Y	5Y	Last month	YTD	1Y	3Y	5Y
STOXX Global ESG Select KPIs Index	-1.3	11.0	4.5	43.8	58.9	N/A	N/A	4.5	12.8	9.7
STOXX Global 1800 Index	-1.1	8.4	2.5	36.7	47.2	N/A	N/A	2.6	11.1	8.1
Index volatility and risk	Annualized volatility (%)					Annualized Sharpe ratio ²				
STOXX Global ESG Select KPIs Index	9.8	12.1	17.7	16.1	18.1	N/A	N/A	0.1	0.7	0.5
STOXX Global 1800 Index	10.7	12.4	17.9	16.0	18.1	N/A	N/A	0.0	0.6	0.4
Index to benchmark	Correlation					Tracking error (%)				
STOXX Global ESG Select KPIs Index	1.0	1.0	1.0	1.0	1.0	1.9	1.9	2.0	2.1	2.4
Index to benchmark	Beta					Annualized information ratio				
STOXX Global ESG Select KPIs Index	0.9	1.0	1.0	1.0	1.0	-1.3	3.5	1.1	0.6	0.3

¹ For information on data calculation, please refer to STOXX calculation reference guide.

² Based on EURIBOR1M

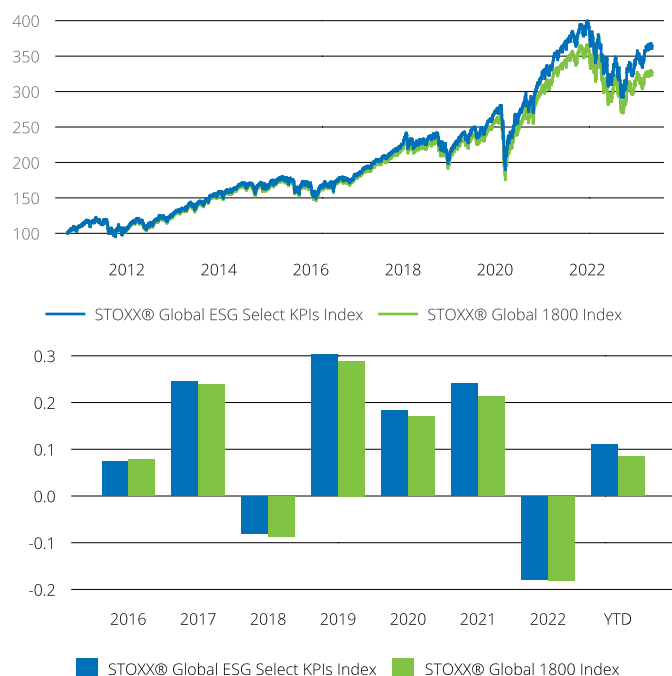
(USD, gross return), all data as of May 31, 2023

SUSTAINABILITY INDICES

STOXX® GLOBAL ESG SELECT KPIS INDEX

Fundamentals (for last 12 months)

Index	Price/earnings incl. negative		Price/earnings excl. negative		Price/ book	Dividend yield (%) ³	Price/ sales	Price/ cash flow
	Trailing	Projected	Trailing	Projected	Trailing	Trailing	Trailing	Trailing
STOXX Global ESG Select KPIs Index	18.9	16.3	17.6	16.1	0.1	2.4	1.7	4.3
STOXX Global 1800 Index	22.3	17.2	18.6	16.9	0.1	2.2	1.8	6.0

Performance and annual returns⁴

Methodology

In a first step, all companies that do not comply based on Sustainability Global Standards Screening assessment, are involved in Controversial Weapons, Unconventional Oil & Gas, Thermal Coal, Tobacco, Weapons, Private Prisons and Controversy Ratings, or are coal miners (ICB Subsector 60101040) are excluded from the universe (US companies in the STOXX Global 1800 Index).

Secondly, for all remaining companies, 5 KPIs are determined and standardized by industry (CDP emission/energy reduction target, percentage of women on the board, percentage of independent directors, policy against child labor, golden parachute agreement). The standardized KPIs are aggregated using a linear combination with coefficients as in the table below.

Thirdly, the companies are then ranked by their aggregated ESG score and the top half will build the composition list. The companies on the composition list are grouped into quintiles by their respective aggregated ESG score and are assigned cap factors ranging from 1.5 (higher score) to

Versions and symbols

Index	ISIN	Symbol	Bloomberg	Reuters
Gross Return EUR	CH0325362967	SXEIMGGR		.SXEIMGGR
Net Return EUR	CH0325362959	SXEIMGR		.SXEIMGR
Net Return EUR	CH0325362959	SXEIMGR		.SXEIMGR
Price EUR	CH0325362942	SXEIMGP		.SXEIMGP
Price EUR	CH0325362942	SXEIMGP		.SXEIMGP
Gross Return USD	CH0325362991	SXEIMGGV	SXEIMGGV INDEX	.SXEIMGGV
Net Return USD	CH0325362983	SXEIMGV	SXEIMGV INDEX	.SXEIMGV
Net Return USD	CH0325362983	SXEIMGV	SXEIMGV INDEX	.SXEIMGV
Price USD	CH0325362975	SXEIMGL	SXEIMGL INDEX	.SXEIMGL
Price USD	CH0325362975	SXEIMGL	SXEIMGL INDEX	.SXEIMGL

Complete list available here: www.stoxx.com/data/vendor_codes.html

Quick facts

Weighting	Free-float market cap
Cap factor	5%
No. of components	Variable
Review frequency	Quarterly
Calculation/distribution	Dayend
Calculation hours	22:00:00 22:00:00
Base value/base date	1000 as of May 18, 2016
History	Available from Sep. 17, 2010
Inception date	June. 02, 2016

To learn more about the inception date, the currency, the calculation hours and historical values, please see our data vendor code sheet.

CONTACT DETAILS

STOXX customer support | P +41 43 430 7272 | customersupport@stoxx.com | <https://qontigo.com/support/>

DISCLAIMER

STOXX, Deutsche Boerse Group (DBAG) and their licensors, research partners or data providers do not make any warranties or representations, express or implied, with respect to the timeliness, sequence, accuracy, completeness, currentness, merchantability, quality or fitness for any particular purpose of its index data and exclude any liability in connection therewith. STOXX, DBAG and their licensors, research partners or data providers are not providing investment advice through the publication of indices or in connection therewith. In particular, the inclusion of a company in an index, its weighting, or the exclusion of a company from an index, does not in any way reflect an opinion of STOXX, DBAG or their licensors, research partners or data providers on the merits of that company. Financial instruments based on the STOXX® indices, DAX® indices or on any other indices supported by STOXX are in no way sponsored, endorsed, sold or promoted by STOXX, DBAG or their licensors, research partners or data providers.

BACKTESTED PERFORMANCE

This document contains index performance data based on backtesting, i.e. calculations of how the index might have performed prior to launch if it had existed using the same index methodology and based on historical constituents. Backtested performance information is purely hypothetical and is provided in this document solely for information purposes. Backtested performance does not represent actual performance and should not be interpreted as an indication of actual performance.

CUSTOMIZATION

The index can be used as a basis for the definition of STOXX® Customized Indices, which can be tailored to specific client or mandate needs. STOXX offers customization in almost unlimited forms for example in terms of component selection, weighting schemes and personalized calculation methodologies.

³ gr. div. yield is calculated as gr. return index return minus price index return

⁴ STOXX data from Sep. 17, 2010 to May 31, 2023

(USD, gross return), all data as of May 31, 2023

STOXX® GLOBAL ESG SELECT KPIS INDEX

Top 10 Components⁵

Company	Supersector	Country	Weight (%)
Microsoft Corp.	Technology	United States	6.20
Apple Inc.	Technology	United States	5.61
Amazon.com Inc.	Retail	United States	4.33
Exxon Mobil Corp.	Energy	United States	2.47
Johnson & Johnson	Health Care	United States	2.38
JPMorgan Chase & Co.	Banks	United States	2.33
META PLATFORMS CLASS A	Technology	United States	2.33
Berkshire Hathaway Inc. Cl B	Financial Services	United States	1.63
Chevron Corp.	Energy	United States	1.57
ALPHABET CLASS C	Technology	United States	1.47

⁵ Based on the composition as of May 31, 2023
