

STOXX® EUROPE 600 EQUAL WEIGHT INDEX

Index description

The STOXX® Europe 600 Equal Weight Index measures the performance of the the same stocks as the standard free-float market cap weighted indices but use a different weighting scheme by attributing to each component the same weight. The index has a fixed number of components and is part of the STOXX blue-chip index family. The index captures about 60% of the free-float market cap of the respective Total Market Index (TMI).

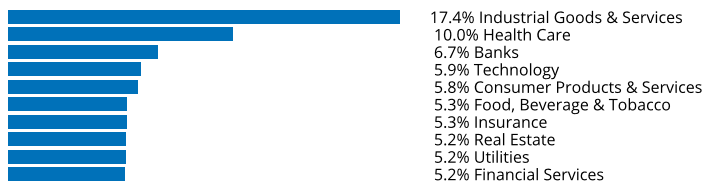
Key facts

- » The reduced importance of single components makes the index performance less dependent on the performance of individual members.
- » Smaller companies are more strongly represented in the STOXX® Europe 600 Equal Weight Index than in the parent index

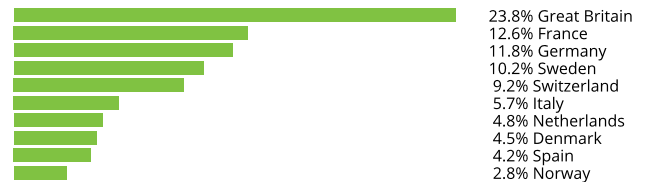
Descriptive statistics

Index	Market cap (EUR bn.)		Components (EUR bn.)				Component weight (%)		Turnover (%)
	Full	Free-float	Mean	Median	Largest	Smallest	Largest	Smallest	Last 12 months
STOXX Europe 600 Equal Weight Index	N/A	57,242.3	95.4	95.5	142.0	21.6	0.2	0.0	25.9
STOXX Europe 600 Index	12,330.3	9,680.5	16.1	5.6	304.5	0.4	3.1	0.0	3.4

Supersector weighting (top 10)



Country weighting



Risk and return figures¹

Index returns	Return (%)					Annualized return (%)				
	Last month	YTD	1Y	3Y	5Y	Last month	YTD	1Y	3Y	5Y
STOXX Europe 600 Equal Weight Index	-3.3	6.2	-1.7	28.1	20.0	N/A	N/A	-1.7	8.7	3.8
STOXX Europe 600 Index	-2.3	8.8	5.3	41.2	37.4	N/A	N/A	5.3	12.3	6.6
Index volatility and risk	Annualized volatility (%)					Annualized Sharpe ratio ²				
STOXX Europe 600 Equal Weight Index	12.0	14.9	18.6	17.9	19.4	N/A	N/A	-0.2	0.4	0.2
STOXX Europe 600 Index	11.6	12.9	15.5	16.3	17.9	N/A	N/A	0.2	0.7	0.4
Index to benchmark	Correlation					Tracking error (%)				
STOXX Europe 600 Equal Weight Index	1.0	1.0	1.0	1.0	1.0	3.0	4.5	5.3	3.9	4.0
Index to benchmark	Beta					Annualized information ratio				
STOXX Europe 600 Equal Weight Index	1.0	1.1	1.2	1.1	1.1	-3.9	-1.3	-1.2	-0.8	-0.6

¹ For information on data calculation, please refer to [STOXX calculation reference guide](#).

² Based on EURIBOR1M

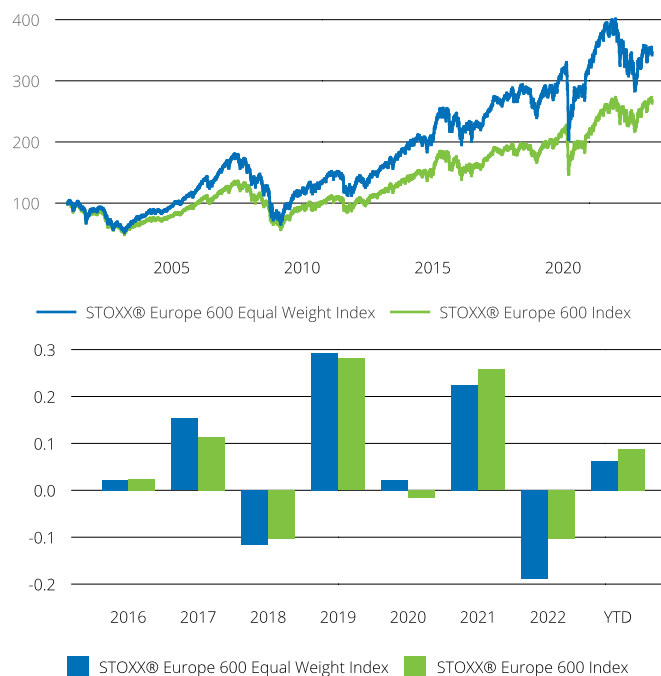
(EUR, gross return), all data as of May 31, 2023

BROAD INDICES

STOXX® EUROPE 600 EQUAL WEIGHT INDEX

Fundamentals (for last 12 months)

Index	Price/earnings incl. negative		Price/earnings excl. negative		Price/ book	Dividend yield (%) ³	Price/ sales	Price/ cash flow
	Trailing	Projected	Trailing	Projected	Trailing	Trailing	Trailing	Trailing
STOXX Europe 600 Equal Weight Index	20.3	13.3	13.8	12.8	1.5	3.0	1.0	1.8
STOXX Europe 600 Index	15.2	12.7	13.4	12.5	1.8	3.4	1.2	1.7

Performance and annual returns⁴

Methodology

The index components exactly match the parent index members, e.g. the STOXX® Europe 600 Equal Weight Index consists of the same stocks as the STOXX® Europe 600 Index. The same weight is attributed to all components each quarter, regardless of their free-float market cap. Extraordinary replacements are added at the same weight as the deleted stock. The detailed methodology including the calculation formula can be found in our rulebook: <http://www.stoxx.com/indices/rulebooks.html>

Versions and symbols

Index	ISIN	Symbol	Bloomberg	Reuters
Gross Return EUR	CH0117519089	SXEWGR	SXEWGR INDEX	.SXEWGR
Gross Return EUR	CH0117519089	SXEWGR	SXEWGR INDEX	.SXEWGR
Net Return EUR	CH0117519055	SXXEWR	SXXEWR INDEX	.SXXEWR
Net Return EUR	CH0117519055	SXXEWR	SXXEWR INDEX	.SXXEWR
Price EUR	CH0117519048	SXXEWP	SXXEWP INDEX	.SXXEWP
Price EUR	CH0117519048	SXXEWP	SXXEWP INDEX	.SXXEWP
Gross Return USD	CH0117519097	SXEWGV	SXEWGV INDEX	.SXEWGV
Gross Return USD	CH0117519097	SXEWGV	SXEWGV INDEX	.SXEWGV
Net Return USD	CH0117519071	SXEWW	SXEWW INDEX	.SXEWW
Net Return USD	CH0117519071	SXEWW	SXEWW INDEX	.SXEWW

Complete list available here: www.stoxx.com/data/vendor_codes.html

Quick facts

Weighting	Price-weighted with a weighting factor to achieve an equal
No. of components	Fixed number of components indicated in the index name
Review frequency	In line with the parent index

To learn more about the inception date, currency versions, calculation hours and historical values, please see our data vendor code sheet.

CONTACT DETAILS

STOXX customer support | P +41 43 430 7272 | customersupport@stoxx.com | <https://qontigo.com/support/>

DISCLAIMER

STOXX, Deutsche Börse Group and their licensors, research partners or data providers do not make any warranties or representations, express or implied, with respect to the timeliness, sequence, accuracy, completeness, currentness, merchantability, quality or fitness for any particular purpose of its index data and exclude any liability in connection therewith. STOXX, Deutsche Börse Group and their licensors, research partners or data providers are not providing investment advice through the publication of indices or in connection therewith. In particular, the inclusion of a company in an index, its weighting, or the exclusion of a company from an index, does not in any way reflect an opinion of STOXX, Deutsche Börse Group or their licensors, research partners or data providers on the merits of that company. Financial instruments based on the STOXX® indices, DAX® indices or on any other indices supported by STOXX are in no way sponsored, endorsed, sold or promoted by STOXX, Deutsche Börse Group or their licensors, research partners or data providers.

BACKTESTED PERFORMANCE

This document contains index performance data based on backtesting, i.e. calculations of how the index might have performed prior to launch if it had existed using the same index methodology and based on historical constituents. Backtested performance information is purely hypothetical and is provided in this document solely for information purposes. Backtested performance does not represent actual performance and should not be interpreted as an indication of actual performance.

CUSTOMIZATION

The index can be used as a basis for the definition of STOXX® Customized Indices, which can be tailored to specific client or mandate needs. STOXX offers a wide range of customization, in terms of component selection, weighting schemes and personalized calculation methodologies.

³ gr. div. yield is calculated as gr. return index return minus price index return

⁴ STOXX data from Jan. 02, 2001 to May 31, 2023

STOXX® EUROPE 600 EQUAL WEIGHT INDEX

Top 10 Components⁵

Company	Supersector	Country	Weight (%)
SIMCORP	Technology	Denmark	0.25
NEMETSCHEK	Technology	Germany	0.24
BE SEMICONDUCTOR	Technology	Netherlands	0.24
VAT GROUP AG	Industrial Goods & Services	Switzerland	0.23
DECHRA PHARMACEUTICALS	Health Care	Great Britain	0.23
ALLEGRO.EU	Consumer Products & Services	Poland	0.23
LPP	Consumer Products & Services	Poland	0.23
BKW	Utilities	Switzerland	0.22
ASM INTERNATIONAL	Technology	Netherlands	0.22
SECTRA 'B'	Health Care	Sweden	0.22

⁵ Based on the composition as of May 31, 2023
