

# EURO ISTOXX® WOMEN IN MANAGEMENT HIGH DIVIDEND 30 INDEX

## Index description

The EURO iSTOXX Women in Management High Dividend 30 Index tracks the performance of 30 liquid high dividend-paying stocks. The components are selected from a pool of companies with high percentage of women executives among their ranks. Industry and country neutrality filters are applied in the selection process to ensure diversification. Companies that are non-compliant with the Global Standards Screening (GSS) or are involved in Controversial Weapons activities, as identified by Sustainalytics, are excluded.

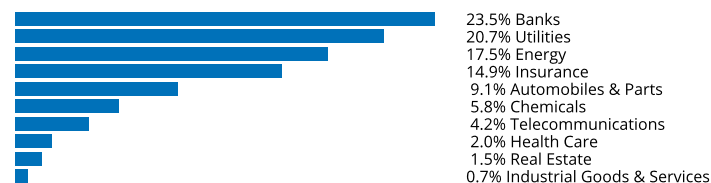
## Key facts

- » Selection of 30 liquid stocks with high dividend yield
- » Index allows investment in companies with high percentage of female executive members
- » Companies are GSS compliant and are not involved in Controversial Weapons
- » Product involvement filters are applied

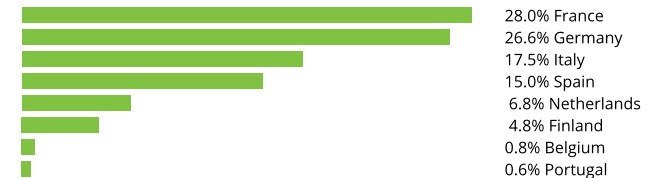
## Descriptive statistics

Index	Market cap (USD bn.)		Components (USD bn.)				Component weight (%)		Turnover (%)
	Full	Free-float	Mean	Median	Largest	Smallest	Largest	Smallest	Last 12 months
EURO iSTOXX Women in Management High Dividend 30 Index	982.7	860.7	28.7	20.7	84.3	5.0	9.8	0.6	95.6
EURO STOXX Select Dividend 30 Index	N/A	1.0	0.0	0.0	0.1	0.0	5.8	1.9	30.7

## Supersector weighting (top 10)



## Country weighting



## Risk and return figures<sup>1</sup>

Index returns	Return (%)					Annualized return (%)				
	Last month	YTD	1Y	3Y	5Y	Last month	YTD	1Y	3Y	5Y
EURO iSTOXX Women in Management High Dividend 30 Index	-7.4	6.7	7.5	46.6	-1.1	N/A	N/A	7.6	13.7	-0.2
EURO STOXX Select Dividend 30 Index	-5.0	-1.5	-6.7	26.6	-10.2	N/A	N/A	-6.7	8.2	-2.2
Index volatility and risk	Annualized volatility (%)					Annualized Sharpe ratio <sup>2</sup>				
EURO iSTOXX Women in Management High Dividend 30 Index	17.3	20.8	24.0	22.5	24.8	N/A	N/A	0.2	0.5	-0.0
EURO STOXX Select Dividend 30 Index	15.1	20.4	23.4	22.5	23.8	N/A	N/A	-0.4	0.3	-0.1
Index to benchmark	Correlation					Tracking error (%)				
EURO iSTOXX Women in Management High Dividend 30 Index	1.0	0.9	1.0	1.0	1.0	4.8	6.8	6.3	6.8	6.5
Index to benchmark	Beta					Annualized information ratio				
EURO iSTOXX Women in Management High Dividend 30 Index	1.1	1.0	1.0	1.0	1.0	-5.9	2.9	2.3	0.7	0.3

<sup>1</sup> For information on data calculation, please refer to [STOXX calculation reference guide](#).

<sup>2</sup> Based on EURIBOR1M

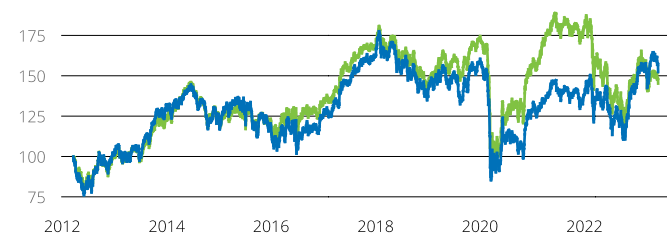
(USD, gross return), all data as of May 31, 2023

## ISTOXX INDICES

## EURO ISTOXX® WOMEN IN MANAGEMENT HIGH DIVIDEND 30

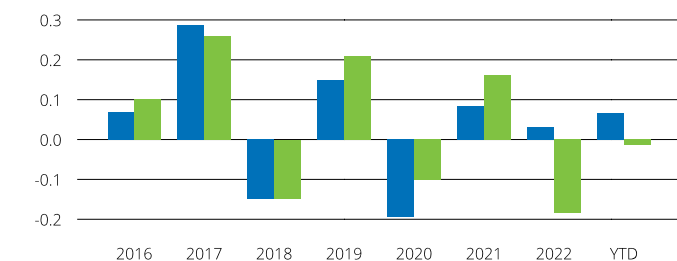
## Fundamentals (for last 12 months)

Index	Price/earnings incl. negative		Price/earnings excl. negative		Price/ book	Dividend yield (%) <sup>3</sup>	Price/ sales	Price/ cash flow
	Trailing	Projected	Trailing	Projected	Trailing	Trailing	Trailing	Trailing
EURO ISTOXX Women in Management High Dividend 30 Index	9.7	7.2	8.1	7.2	0.9	7.0	0.6	10.8
EURO STOXX Select Dividend 30 Index	8.8	8.4	8.8	8.4	0.9	5.1	0.5	10.5

Performance and annual returns<sup>4</sup>

— EURO ISTOXX® Women in Management High Dividend 30 Index

— EURO STOXX® Select Dividend 30 Index



■ EURO ISTOXX® Women in Management High Dividend 30 Index

■ EURO STOXX® Select Dividend 30 Index

## Versions and symbols

Index	ISIN	Symbol	Bloomberg	Reuters
Gross Return EUR	CH0547997046	SXEWMDHG	SXEWMDHG	.SXEWMDHG
Net Return EUR	CH0547997038	SXEWMDHN	SXEWMDHN	.SXEWMDHN
Price EUR	CH0547997020	SXEWMDHP	SXEWMDHP	.SXEWMDHP
Gross Return USD	CH0547996998	SXEWMDHU		.SXEWMDHU
Net Return USD	CH0547997012	SXEWMDHV		.SXEWMDHV
Price USD	CH0547997004	SXEWMDHL		.SXEWMDHL

Complete list available here: [www.stoxx.com/data/vendor\\_codes.html](http://www.stoxx.com/data/vendor_codes.html)

## Quick facts

Weighting	Free-float market cap
Cap factor	0.1
No. of components	30
Review frequency	Quarterly
Calculation/distribution	dayend
Calculation hours	18:00:00 18:00:00
Base value/base date	100 as of Mar. 19, 2012
History	Available from Mar. 19, 2012
Inception date	May. 27, 2020

To learn more about the inception date, the currency, the calculation hours and historical values, please see our data vendor code sheet.

## CONTACT DETAILS

STOXX customer support | P +41 43 430 7272 | [customersupport@stoxx.com](mailto:customersupport@stoxx.com) | <https://qontigo.com/support/>

## DISCLAIMER

STOXX, Deutsche Boerse Group (DBAG) and their licensors, research partners or data providers do not make any warranties or representations, express or implied, with respect to the timeliness, sequence, accuracy, completeness, currentness, merchantability, quality or fitness for any particular purpose of its index data and exclude any liability in connection therewith. STOXX, DBAG and their licensors, research partners or data providers are not providing investment advice through the publication of indices or in connection therewith. In particular, the inclusion of a company in an index, its weighting, or the exclusion of a company from an index, does not in any way reflect an opinion of STOXX, DBAG or their licensors, research partners or data providers on the merits of that company. Financial instruments based on the STOXX® indices, DAX® indices or on any other indices supported by STOXX are in no way sponsored, endorsed, sold or promoted by STOXX, DBAG or their licensors, research partners or data providers.

## BACKTESTED PERFORMANCE

This document contains index performance data based on backtesting, i.e. calculations of how the index might have performed prior to launch if it had existed using the same index methodology and based on historical constituents. Backtested performance information is purely hypothetical and is provided in this document solely for information purposes. Backtested performance does not represent actual performance and should not be interpreted as an indication of actual performance.

## CUSTOMIZATION

The index can be used as a basis for the definition of STOXX® Customized Indices, which can be tailored to specific client or mandate needs. STOXX offers customization in almost unlimited forms for example in terms of component selection, weighting schemes and personalized calculation methodologies.

<sup>3</sup> gr. div. yield is calculated as gr. return index return minus price index return

<sup>4</sup> STOXX data from Mar. 19, 2012 to May 31, 2023

(USD, gross return), all data as of May 31, 2023

## EURO ISTOXX® WOMEN IN MANAGEMENT HIGH DIVIDEND 30 INDEX

Top 10 Components<sup>5</sup>

<b>Company</b>	<b>Supersector</b>	<b>Country</b>	<b>Weight (%)</b>
TOTALENERGIES	Energy	France	9.79
ALLIANZ	Insurance	Germany	9.69
IBERDROLA	Utilities	Spain	8.31
BNP PARIBAS	Banks	France	7.61
MERCEDES-BENZ GROUP	Automobiles & Parts	Germany	6.79
EDEL	Utilities	Italy	5.64
BASF	Chemicals	Germany	4.92
BCO BILBAO VIZCAYA ARGENTARIA	Banks	Spain	4.57
UNICREDIT	Banks	Italy	4.29
NORDEA BANK	Banks	Finland	4.12

<sup>5</sup> Based on the composition as of May 31, 2023

---