

STOXX® FRANCE 50 INDEX

Index description

The STOXX Global and Country blue-chip indices are fixed-number indices designed to represent the largest components by free-float market cap of their geographic region defined by the relevant benchmark indices.

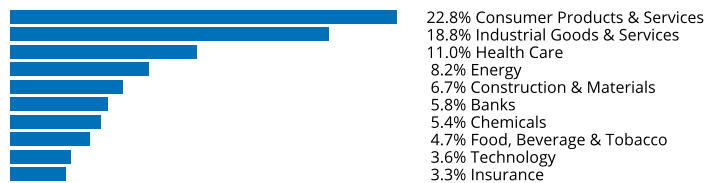
Key facts

- » Liquid indices, as they cover about 60% of the free-float market cap of the relevant benchmark index
- » The indices are diversified, as they incorporate a capping factor to ensure that no country/component can dominate the index
- » Buffers are used to achieve the fixed number of components and to maintain stability of the indices by reducing index composition changes

Descriptive statistics

| Index | Market cap (EUR bn.) | | Components (EUR bn.) | | | | Component weight (%) | | Turnover (%) |
|-----------------------|----------------------|------------|----------------------|--------|---------|----------|----------------------|----------|----------------|
| | Full | Free-float | Mean | Median | Largest | Smallest | Largest | Smallest | Last 12 months |
| STOXX France 50 Index | 2,283.7 | 1,613.3 | 32.3 | 17.0 | 166.5 | 2.5 | 10.3 | 0.2 | 3.5 |
| STOXX France 90 Index | 2,705.5 | 1,763.5 | 19.6 | 4.8 | 211.3 | 0.7 | 12.0 | 0.0 | 1.9 |

Supersector weighting (top 10)



Country weighting



Risk and return figures¹

| Index returns | Return (%) | | | | | Annualized return (%) | | | | |
|---------------------------|---------------------------|------|------|------|------|--------------------------------------|-----|------|------|-----|
| | Last month | YTD | 1Y | 3Y | 5Y | Last month | YTD | 1Y | 3Y | 5Y |
| STOXX France 50 Index | -3.7 | 11.7 | 12.8 | 60.3 | 46.5 | N/A | N/A | 12.9 | 17.2 | 8.0 |
| STOXX France 90 Index | -3.8 | 11.6 | 12.0 | 58.1 | 44.7 | N/A | N/A | 12.1 | 16.6 | 7.8 |
| Index volatility and risk | Annualized volatility (%) | | | | | Annualized Sharpe ratio ² | | | | |
| STOXX France 50 Index | 12.4 | 15.1 | 17.0 | 18.8 | 20.5 | N/A | N/A | 0.5 | 0.8 | 0.4 |
| STOXX France 90 Index | 12.5 | 15.2 | 17.2 | 18.7 | 20.4 | N/A | N/A | 0.5 | 0.8 | 0.4 |
| Index to benchmark | Correlation | | | | | Tracking error (%) | | | | |
| STOXX France 50 Index | 1.0 | 1.0 | 1.0 | 1.0 | 1.0 | 0.5 | 0.5 | 0.6 | 0.7 | 0.8 |
| Index to benchmark | Beta | | | | | Annualized information ratio | | | | |
| STOXX France 50 Index | 1.0 | 1.0 | 1.0 | 1.0 | 1.0 | 1.7 | 0.3 | 1.2 | 0.7 | 0.4 |

¹ For information on data calculation, please refer to STOXX calculation reference guide.

² Based on EURIBOR1M

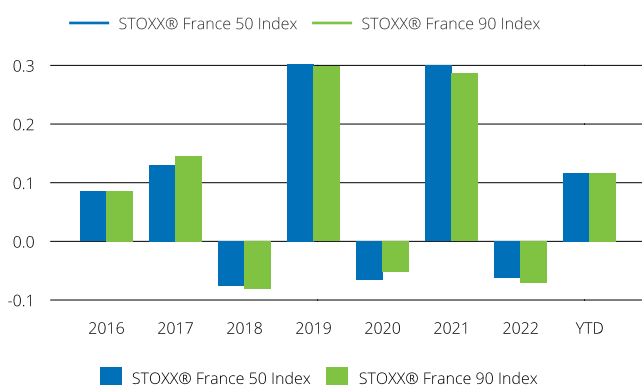
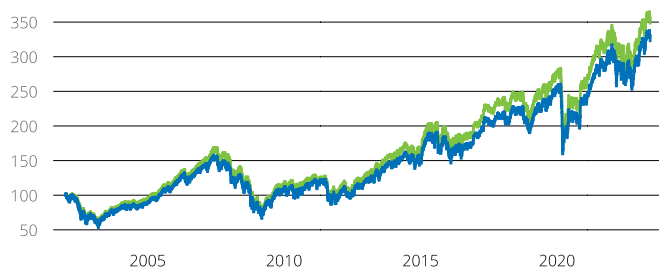
(EUR, gross return), all data as of May 31, 2023

BLUE-CHIP INDICES

STOXX® FRANCE 50 INDEX

Fundamentals (for last 12 months)

| Index | Price/earnings incl. negative | | Price/earnings excl. negative | | Price/ book | Dividend yield (%) ³ | Price/ sales | Price/ cash flow |
|-----------------------|-------------------------------|-----------|-------------------------------|-----------|-------------|---------------------------------|--------------|------------------|
| | Trailing | Projected | Trailing | Projected | Trailing | Trailing | Trailing | Trailing |
| STOXX France 50 Index | 17.2 | 12.9 | 15.8 | 12.9 | 1.8 | 3.4 | 1.2 | 10.6 |
| STOXX France 90 Index | 17.2 | 12.9 | 15.6 | 12.9 | 1.8 | 3.4 | 1.2 | 10.3 |

Performance and annual returns⁴

Methodology

The index universe is the relevant benchmark index. To be eligible for inclusion, the three-month average daily trading volume (3-month ADTV) has to be at least 1 million euros. Components are selected on the basis of the free-float market cap and a 10% buffer rule applies for the ranking. If the number of stocks selected is still below the required component count after applying the buffer rules, the largest remaining stocks are selected until there are enough stocks. The detailed methodology including the calculation formula can be found in our rulebook:

<http://www.stoxx.com/indices/rulebooks.html>

Versions and symbols

| Index | ISIN | Symbol | Bloomberg | Reuters |
|------------------|--------------|--------|--------------|---------|
| Gross Return EUR | CH0121751033 | SXFRGR | SXFRGR INDEX | .SXFRGR |
| Gross Return EUR | CH0121751033 | SXFRGR | SXFRGR INDEX | .SXFRGR |
| Net Return EUR | CH0121751009 | SXFRRR | SXFRRR INDEX | .SXFRRR |
| Net Return EUR | CH0121751009 | SXFRRR | SXFRRR INDEX | .SXFRRR |
| Price EUR | CH0121750993 | SXFRP | SXFRP INDEX | .SXFRP |
| Price EUR | CH0121750993 | SXFRP | SXFRP INDEX | .SXFRP |
| Gross Return USD | CH0121751041 | SXFRGV | SXFRGV INDEX | .SXFRGV |
| Gross Return USD | CH0121751041 | SXFRGV | SXFRGV INDEX | .SXFRGV |
| Net Return USD | CH0121751025 | SXFRV | SXFRV INDEX | .SXFRV |
| Net Return USD | CH0121751025 | SXFRV | SXFRV INDEX | .SXFRV |

Complete list available here: www.stoxx.com/data/vendor_codes.html

Quick facts

| | |
|---|---|
| Weighting | Free-float market cap |
| Cap factor | 10% (EU Enlarged 15: 15%; Eastern Europe 50: the weight of each |
| No. of components | Fixed, number of stocks indicated in index name |
| Review frequency | Annually in Sep. (Eastern Europe 50 semi-annually in Mar. and |
| To learn more about the inception date, the currency, the calculation hours and historical values, please see our data vendor code sheet. | |

CONTACT DETAILS

STOXX customer support | P +41 43 430 7272 | customersupport@stoxx.com | <https://qontigo.com/support/>

DISCLAIMER

STOXX, Deutsche Börse Group and their licensors, research partners or data providers do not make any warranties or representations, express or implied, with respect to the timeliness, sequence, accuracy, completeness, currentness, merchantability, quality or fitness for any particular purpose of its index data and exclude any liability in connection therewith. STOXX, Deutsche Börse Group and their licensors, research partners or data providers are not providing investment advice through the publication of indices or in connection therewith. In particular, the inclusion of a company in an index, its weighting, or the exclusion of a company from an index, does not in any way reflect an opinion of STOXX, Deutsche Börse Group or their licensors, research partners or data providers on the merits of that company. Financial instruments based on the STOXX® indices, DAX® indices or on any other indices supported by STOXX are in no way sponsored, endorsed, sold or promoted by STOXX, Deutsche Börse Group or their licensors, research partners or data providers.

BACKTESTED PERFORMANCE

This document contains index performance data based on backtesting, i.e. calculations of how the index might have performed prior to launch if it had existed using the same index methodology and based on historical constituents. Backtested performance information is purely hypothetical and is provided in this document solely for information purposes. Backtested performance does not represent actual performance and should not be interpreted as an indication of actual performance.

CUSTOMIZATION

The index can be used as a basis for the definition of STOXX® Customized Indices, which can be tailored to specific client or mandate needs. STOXX offers a wide range of customization, in terms of component selection, weighting schemes and personalized calculation methodologies.

³ gr. div. yield is calculated as gr. return index return minus price index return

⁴ STOXX data from Dec. 27, 2001 to May 31, 2023

STOXX® FRANCE 50 INDEX

Top 10 Components⁵

| Company | Supersector | Country | Weight (%) |
|----------------------|------------------------------|----------------|-------------------|
| LVMH MOET HENNESSY | Consumer Products & Services | France | 10.32 |
| TOTALENERGIES | Energy | France | 8.19 |
| SANOFI | Health Care | France | 6.72 |
| L'OREAL | Consumer Products & Services | France | 5.98 |
| SCHNEIDER ELECTRIC | Industrial Goods & Services | France | 5.71 |
| AIR LIQUIDE | Chemicals | France | 5.08 |
| AIRBUS | Industrial Goods & Services | France | 4.44 |
| HERMES INTERNATIONAL | Consumer Products & Services | France | 4.16 |
| VINCI | Construction & Materials | France | 3.89 |
| BNP PARIBAS | Banks | France | 3.81 |

⁵ Based on the composition as of May 31, 2023
