

STOXX® LATIN AMERICA 50 INDEX

Index description

The STOXX Global and Country blue-chip indices are fixed-number indices designed to represent the largest components by free-float market cap of their geographic region defined by the relevant benchmark indices.

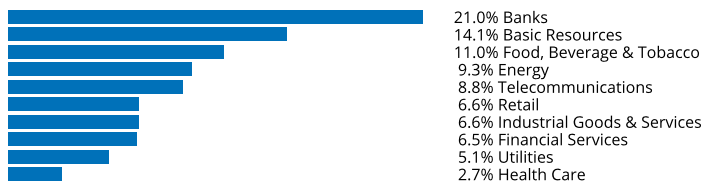
Key facts

- » Liquid indices, as they cover about 60% of the free-float market cap of the relevant benchmark index
- » The indices are diversified, as they incorporate a capping factor to ensure that no country/component can dominate the index
- » Buffers are used to achieve the fixed number of components and to maintain stability of the indices by reducing index composition changes

Descriptive statistics

Index	Market cap (USD bn.)		Components (USD bn.)				Component weight (%)		Turnover (%)
	Full	Free-float	Mean	Median	Largest	Smallest	Largest	Smallest	Last 12 months
STOXX Latin America 50 Index	737.5	429.6	8.6	5.2	34.6	1.1	8.1	0.3	17.7
STOXX Latin America 200 Index	1,227.8	641.0	3.2	1.3	47.8	0.2	7.5	0.0	10.7

Supersector weighting (top 10)



Country weighting



Risk and return figures¹

Index returns	Return (%)					Annualized return (%)				
	Last month	YTD	1Y	3Y	5Y	Last month	YTD	1Y	3Y	5Y
STOXX Latin America 50 Index	-0.4	6.9	-0.8	45.8	5.0	N/A	N/A	-0.8	13.5	1.0
STOXX Latin America 200 Index	0.2	7.0	-1.8	45.7	8.6	N/A	N/A	-1.8	13.5	1.7
Index volatility and risk	Annualized volatility (%)					Annualized Sharpe ratio ²				
STOXX Latin America 50 Index	18.9	21.5	25.5	25.5	29.7	N/A	N/A	-0.1	0.5	0.0
STOXX Latin America 200 Index	18.2	20.5	24.4	24.3	28.3	N/A	N/A	-0.1	0.5	0.1
Index to benchmark	Correlation					Tracking error (%)				
STOXX Latin America 50 Index	1.0	1.0	1.0	1.0	1.0	2.5	2.4	2.5	2.6	3.1
Index to benchmark	Beta					Annualized information ratio				
STOXX Latin America 50 Index	1.0	1.0	1.0	1.0	1.0	-2.6	-0.1	0.5	0.1	-0.1

¹ For information on data calculation, please refer to STOXX calculation reference guide.

² Based on EURIBOR1M

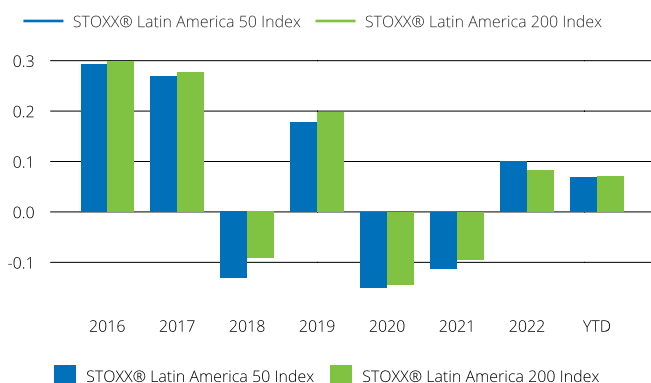
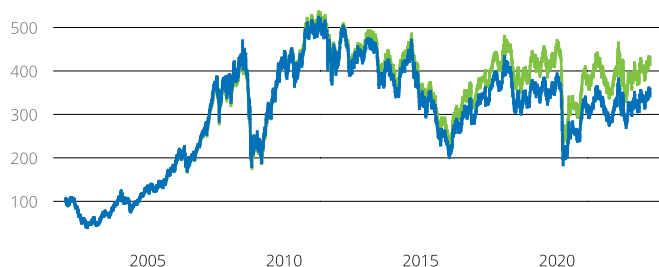
(USD, gross return), all data as of May 31, 2023

BLUE-CHIP INDICES

STOXX® LATIN AMERICA 50 INDEX

Fundamentals (for last 12 months)

Index	Price/earnings incl. negative		Price/earnings excl. negative		Price/ book	Dividend yield (%) ³	Price/ sales	Price/ cash flow
	Trailing	Projected	Trailing	Projected	Trailing	Trailing	Trailing	Trailing
STOXX Latin America 50 Index	9.6	10.4	9.1	10.3	1.8	6.6	0.9	6.7
STOXX Latin America 200 Index	7.9	10.0	7.2	9.6	1.6	6.1	0.8	4.7

Performance and annual returns⁴

Methodology

The index universe is the relevant benchmark index. To be eligible for inclusion, the three-month average daily trading volume (3-month ADTV) has to be at least 1 million euros. Components are selected on the basis of the free-float market cap and a 10% buffer rule applies for the ranking. If the number of stocks selected is still below the required component count after applying the buffer rules, the largest remaining stocks are selected until there are enough stocks. The detailed methodology including the calculation formula can be found in our rulebook:

<http://www.stoxx.com/indices/rulebooks.html>

Versions and symbols

Index	ISIN	Symbol	Bloomberg	Reuters
Gross Return EUR	CH0121749235	SXLBGCR	SXLBGCR INDEX	.SXLBGCR
Gross Return EUR	CH0121749235	SXLBGCR	SXLBGCR INDEX	.SXLBGCR
Net Return EUR	CH0121749201	SXLBGR	SXLBGR INDEX	.SXLBGR
Net Return EUR	CH0121749201	SXLBGR	SXLBGR INDEX	.SXLBGR
Price EUR	CH0121749193	SXLBGP	SXLBGP INDEX	.SXLBGP
Price EUR	CH0121749193	SXLBGP	SXLBGP INDEX	.SXLBGP
Gross Return USD	CH0121749243	SXLBGV	SXLBGV INDEX	.SXLBGV
Gross Return USD	CH0121749243	SXLBGV	SXLBGV INDEX	.SXLBGV
Net Return USD	CH0121749227	SXLBV	SXLBV INDEX	.SXLBV
Net Return USD	CH0121749227	SXLBV	SXLBV INDEX	.SXLBV

Complete list available here: www.stoxx.com/data/vendor_codes.html

Quick facts

Weighting	Free-float market cap
Cap factor	10% (EU Enlarged 15: 15%; Eastern Europe 50: the weight of each
No. of components	Fixed, number of stocks indicated in index name
Review frequency	Annually in Sep. (Eastern Europe 50 semi-annually in Mar. and
To learn more about the inception date, the currency, the calculation hours and historical values, please see our data vendor code sheet.	

CONTACT DETAILS

STOXX customer support | P +41 43 430 7272 | customersupport@stoxx.com | <https://qontigo.com/support/>

DISCLAIMER

STOXX, Deutsche Börse Group and their licensors, research partners or data providers do not make any warranties or representations, express or implied, with respect to the timeliness, sequence, accuracy, completeness, currentness, merchantability, quality or fitness for any particular purpose of its index data and exclude any liability in connection therewith. STOXX, Deutsche Börse Group and their licensors, research partners or data providers are not providing investment advice through the publication of indices or in connection therewith. In particular, the inclusion of a company in an index, its weighting, or the exclusion of a company from an index, does not in any way reflect an opinion of STOXX, Deutsche Börse Group or their licensors, research partners or data providers on the merits of that company. Financial instruments based on the STOXX® indices, DAX® indices or on any other indices supported by STOXX are in no way sponsored, endorsed, sold or promoted by STOXX, Deutsche Börse Group or their licensors, research partners or data providers.

BACKTESTED PERFORMANCE

This document contains index performance data based on backtesting, i.e. calculations of how the index might have performed prior to launch if it had existed using the same index methodology and based on historical constituents. Backtested performance information is purely hypothetical and is provided in this document solely for information purposes. Backtested performance does not represent actual performance and should not be interpreted as an indication of actual performance.

CUSTOMIZATION

The index can be used as a basis for the definition of STOXX® Customized Indices, which can be tailored to specific client or mandate needs. STOXX offers a wide range of customization, in terms of component selection, weighting schemes and personalized calculation methodologies.

³ gr. div. yield is calculated as gr. return index return minus price index return

⁴ STOXX data from Dec. 27, 2001 to May 31, 2023

(USD, gross return), all data as of May 31, 2023

STOXX® LATIN AMERICA 50 INDEX

Top 10 Components⁵

Company	Supersector	Country	Weight (%)
America Movil SAB de CV	Telecommunications	Mexico	8.06
Vale SA	Basic Resources	Brazil	7.49
ITAU UNIBANCO HOLDING SA -PREF	Banks	Brazil	5.80
PETROLEO BRASILEIRO S.A. -PREF	Energy	Brazil	5.58
Grupo Financiero Banorte SAB d	Banks	Mexico	5.37
Fomento Economico Mexicano	Food, Beverage & Tobacco	Mexico	5.06
Wal-Mart de Mexico SAB de CV	Retail	Mexico	4.54
BANCO BRADESCO SA - PREF	Banks	Brazil	3.75
B3 SA - Brasil Bolsa Balcao	Financial Services	Brazil	3.69
Grupo Mexico SAB de CV	Basic Resources	Mexico	3.24

⁵ Based on the composition as of May 31, 2023