

EURO STOXX® TOTAL MARKET INDUSTRY CONSUMER DISCRETIONARY INDEX

Index description

The STOXX Industry indices track industries of the relevant benchmark index. There are 11 industries according to the Industry Classification Benchmark (ICB). Companies are categorized according to their primary source of revenue. The following Industries are available: Technology, Telecommunications, Health Care, Financials, Real Estate, Consumer Discretionary, Consumer Staples, Industrials, Basic Materials, Energy, Utilities.

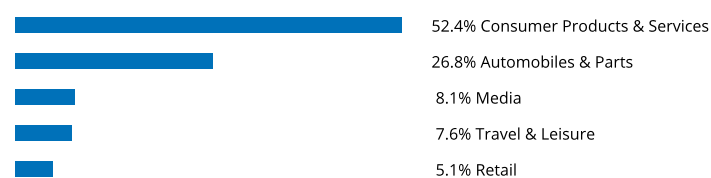
Key facts

»Categorization according to their primary source of revenue guarantees an accurate classification of companies in their respective business environments


Descriptive statistics

Index	Market cap (EUR bn.)		Components (EUR bn.)				Component weight (%)		Turnover (%)
	Full	Free-float	Mean	Median	Largest	Smallest	Largest	Smallest	Last 12 months
EURO STOXX Total Market Industry Consumer Discretionary Index	1,986.6	981.1	7.1	0.9	211.3	0.0	21.5	0.0	3.2
EURO STOXX Total Market Index	7,740.6	5,250.8	6.5	1.0	270.7	0.0	5.2	0.0	2.8

Supersector weighting (top 10)



Country weighting



Risk and return figures¹

Index returns	Return (%)					Annualized return (%)				
	Last month	YTD	1Y	3Y	5Y	Last month	YTD	1Y	3Y	5Y
EURO STOXX Total Market Industry Consumer Discretionary Index	-4.9	15.2	16.0	46.9	28.2	N/A	N/A	16.1	13.8	5.2
EURO STOXX Total Market Index	-3.5	8.2	4.3	31.2	15.3	N/A	N/A	4.4	9.5	2.9
Index volatility and risk	Annualized volatility (%)					Annualized Sharpe ratio ²				
EURO STOXX Total Market Industry Consumer Discretionary Index	15.7	18.5	21.4	21.9	22.8	N/A	N/A	0.6	0.6	0.2
EURO STOXX Total Market Index	12.0	15.0	17.6	18.3	19.7	N/A	N/A	0.1	0.5	0.1
Index to benchmark	Correlation					Tracking error (%)				
EURO STOXX Total Market Industry Consumer Discretionary Index	0.9	0.9	0.9	0.9	0.9	7.8	7.6	8.2	7.7	7.5
Index to benchmark	Beta					Annualized information ratio				
EURO STOXX Total Market Industry Consumer Discretionary Index	1.2	1.1	1.1	1.1	1.1	-2.1	2.1	1.4	0.5	0.3

¹ For information on data calculation, please refer to STOXX calculation reference guide.

² Based on EURIBOR1M

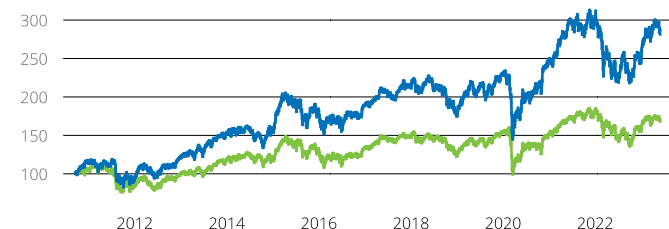
(EUR, price), all data as of May 31, 2023

INDUSTRY INDICES

EURO STOXX® TOTAL MARKET INDUSTRY CONSUMER

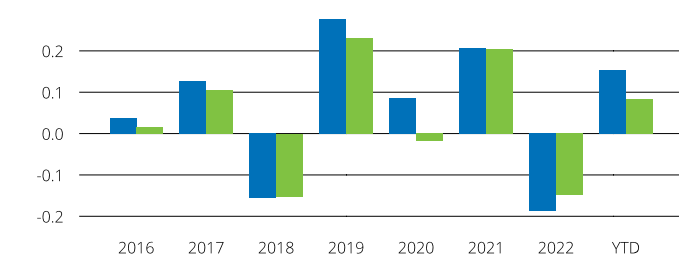
Fundamentals (for last 12 months)

Index	Price/earnings incl. negative		Price/earnings excl. negative		Price/ book	Dividend yield (%) ³	Price/ sales	Price/ cash flow
	Trailing	Projected	Trailing	Projected	Trailing	Trailing	Trailing	Trailing
EURO STOXX Total Market Industry Consumer Discretionary Index	15.1	12.7	13.0	12.0	1.9	2.3	0.7	16.0
EURO STOXX Total Market Index	15.2	11.9	12.9	11.5	1.5	2.6	0.9	1.2

Performance and annual returns⁴

— EURO STOXX® Total Market Industry Consumer Discretionary Index

— EURO STOXX® Total Market Index



■ EURO STOXX® Total Market Industry Consumer Discretionary Index

■ EURO STOXX® Total Market Index

Versions and symbols

Index	ISIN	Symbol	Bloomberg	Reuters
Gross Return EUR	CH0462354280	SXTCGR		.SXTCGR
Net Return EUR	CH0462354306	SXTCR	SXTCR INDEX	.SXTCR
Price EUR	CH0462354298	SXTCP	SXTCP INDEX	.SXTCP
Gross Return USD	CH0462354314	SXTCGV		.SXTCGV
Net Return USD	CH0462354330	SXTCV	SXTCV INDEX	.SXTCV
Price USD	CH0462354322	SXTCL	SXTCL INDEX	.SXTCL

Complete list available here: www.stoxx.com/data/vendor_codes.html

Quick facts

Weighting	Free-float market cap
Cap factor	None except for the STOXX Europe 600 Supersectors, EURO STOXX
No. of components	Variable
Review frequency	Quarterly
Calculation/distribution	realtime 15 sec
Calculation hours	09:00 CET 18:00 CET
Base value/base date	100 as of Jun. 18, 2010
History	Jun. 18, 2010
Inception date	Sep. 21, 2020

To learn more about the inception date, the currency, the calculation hours and historical values, please see our data vendor code sheet.

CONTACT DETAILS

STOXX customer support | P +41 43 430 7272 | customersupport@stoxx.com | <https://qontigo.com/support/>

DISCLAIMER

STOXX, Deutsche Boerse Group (DBAG) and their licensors, research partners or data providers do not make any warranties or representations, express or implied, with respect to the timeliness, sequence, accuracy, completeness, currentness, merchantability, quality or fitness for any particular purpose of its index data and exclude any liability in connection therewith. STOXX, DBAG and their licensors, research partners or data providers are not providing investment advice through the publication of indices or in connection therewith. In particular, the inclusion of a company in an index, its weighting, or the exclusion of a company from an index, does not in any way reflect an opinion of STOXX, DBAG or their licensors, research partners or data providers on the merits of that company. Financial instruments based on the STOXX® indices, DAX® indices or on any other indices supported by STOXX are in no way sponsored, endorsed, sold or promoted by STOXX, DBAG or their licensors, research partners or data providers.

BACKTESTED PERFORMANCE

This document contains index performance data based on backtesting, i.e. calculations of how the index might have performed prior to launch if it had existed using the same index methodology and based on historical constituents. Backtested performance information is purely hypothetical and is provided in this document solely for information purposes. Backtested performance does not represent actual performance and should not be interpreted as an indication of actual performance.

CUSTOMIZATION

The index can be used as a basis for the definition of STOXX® Customized Indices, which can be tailored to specific client or mandate needs. STOXX offers customization in almost unlimited forms for example in terms of component selection, weighting schemes and personalized calculation methodologies.

³ Net dividend yield is calculated as net return index return minus price index return

⁴ STOXX data from Sep. 17, 2010 to May 31, 2023

INDUSTRY INDICES

EURO STOXX® TOTAL MARKET INDUSTRY CONSUMER DISCRETIONARY INDEX

Top 10 Components⁵

Company	Supersector	Country	Weight (%)
LVMH MOET HENNESSY	Consumer Products & Services	France	21.53
L'OREAL	Consumer Products & Services	France	9.84
HERMES INTERNATIONAL	Consumer Products & Services	France	6.84
MERCEDES-BENZ GROUP	Automobiles & Parts	Germany	5.59
Kering	Consumer Products & Services	France	3.66
Industria de Diseno Textil SA	Retail	Spain	3.54
STELLANTIS	Automobiles & Parts	Italy	3.38
BMW	Automobiles & Parts	Germany	3.33
FLUTTER ENTERTAINMENT	Travel & Leisure	Ireland	3.28
FERRARI	Automobiles & Parts	Italy	3.22

⁵ Based on the composition as of May 31, 2023