

STOXX® GLOBAL 1800 INDUSTRY BASIC MATERIALS INDEX

Index description

The STOXX Industry indices track industries of the relevant benchmark index. There are 11 industries according to the Industry Classification Benchmark (ICB). Companies are categorized according to their primary source of revenue. The following Industries are available: Technology, Telecommunications, Health Care, Financials, Real Estate, Consumer Discretionary, Consumer Staples, Industrials, Basic Materials, Energy, Utilities.

Key facts

»Categorization according to their primary source of revenue guarantees an accurate classification of companies in their respective business environments


Descriptive statistics

Index	Market cap (EUR bn.)		Components (EUR bn.)				Component weight (%)		Turnover (%)
	Full	Free-float	Mean	Median	Largest	Smallest	Largest	Smallest	Last 12 months
STOXX Global 1800 Industry Basic Materials Index	1,831.8	1,690.9	14.0	6.9	163.4	1.4	9.7	0.1	11.2
STOXX Global 1800 Index	55,800.2	50,578.8	28.1	9.7	2,490.5	0.4	4.9	0.0	3.1

Supersector weighting (top 10)



Country weighting



Risk and return figures¹

Index returns	Return (%)					Annualized return (%)				
	Last month	YTD	1Y	3Y	5Y	Last month	YTD	1Y	3Y	5Y
STOXX Global 1800 Industry Basic Materials Index	-4.1	-2.2	-9.7	42.6	39.4	N/A	N/A	-9.8	12.7	6.9
STOXX Global 1800 Index	2.4	8.5	3.0	42.6	61.1	N/A	N/A	3.1	12.7	10.1
Index volatility and risk	Annualized volatility (%)					Annualized Sharpe ratio ²				
STOXX Global 1800 Industry Basic Materials Index	12.5	13.2	16.8	16.0	18.3	N/A	N/A	-0.7	0.7	0.4
STOXX Global 1800 Index	11.0	12.2	15.9	15.0	17.6	N/A	N/A	0.1	0.8	0.5
Index to benchmark	Correlation					Tracking error (%)				
STOXX Global 1800 Industry Basic Materials Index	0.8	0.7	0.7	0.7	0.8	8.2	10.5	13.4	12.8	12.0
Index to benchmark	Beta					Annualized information ratio				
STOXX Global 1800 Industry Basic Materials Index	0.9	0.7	0.7	0.7	0.8	-9.1	-2.5	-1.1	-0.1	-0.3

¹ For information on data calculation, please refer to STOXX calculation reference guide.

² Based on EURIBOR1M

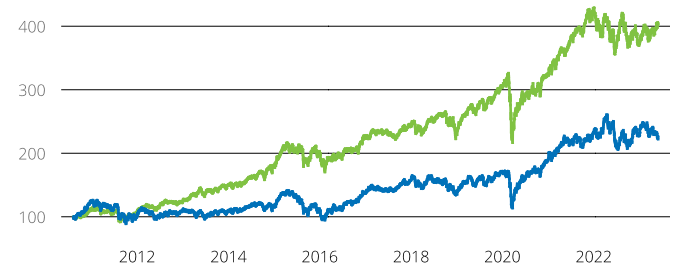
(EUR, gross return), all data as of May 31, 2023

INDUSTRY INDICES

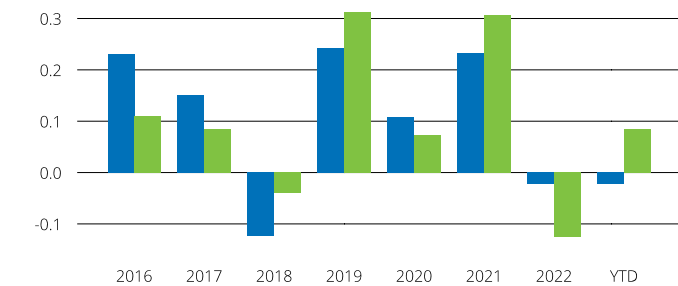
STOXX® GLOBAL 1800 INDUSTRY BASIC MATERIALS INDEX

Fundamentals (for last 12 months)

Index	Price/earnings incl. negative		Price/earnings excl. negative		Price/ book	Dividend yield (%) ³	Price/ sales	Price/ cash flow
	Trailing	Projected	Trailing	Projected	Trailing	Trailing	Trailing	Trailing
STOXX Global 1800 Industry Basic Materials Index	12.0	13.2	10.8	13.2	1.8	3.4	1.1	9.6
STOXX Global 1800 Index	22.3	17.2	18.6	16.9	0.1	2.2	1.8	6.0

Performance and annual returns⁴

— STOXX® Global 1800 Industry Basic Materials Index — STOXX® Global 1800 Index



■ STOXX® Global 1800 Industry Basic Materials Index ■ STOXX® Global 1800 Index

Methodology

Indices from the relevant benchmark index are categorized according to their primary source of revenue. The largest stocks in each industry are chosen according to free-float market cap. The detailed methodology including the calculation formula can be found in our rulebook:

<http://www.stoxx.com/indices/rulebooks.html>

Versions and symbols

Index	ISIN	Symbol	Bloomberg	Reuters
Gross Return EUR	CH0364293081	SXW11GR		.SXW11GR
Net Return EUR	CH0364293073	SXW111R	SXW111R INDEX	.SXW111R
Net Return EUR	CH0364293073	SXW111R	SXW111R INDEX	.SXW111R
Price EUR	CH0364293107	SXW111E		.SXW111E
Price EUR	CH0364293107	SXW111E		.SXW111E
Gross Return USD	CH0364292794	SXW111GV		.SXW111GV
Net Return USD	CH0364292810	SXW111V		.SXW111V
Net Return USD	CH0364292810	SXW111V		.SXW111V
Price USD	CH0364293024	SXW111L		.SXW111L
Price USD	CH0364293024	SXW111L		.SXW111L

Complete list available here: www.stoxx.com/data/vendor_codes.html

Quick facts

Weighting	Free-float market cap
Cap factor	None
No. of components	Variable
Review frequency	Quarterly
Calculation/distribution	Real-time (every 15)
Calculation hours	Real-time: 00:00 CET 22:00 CET
Base value/base date	100 as of Sep. 20, 2004
History	Available daily back to Sep. 20, 2004
Inception date	03-May-17

To learn more about the inception date, the currency, the calculation hours and historical values, please see our data vendor code sheet.

CONTACT DETAILS

STOXX customer support | P +41 43 430 7272 | customersupport@stoxx.com | <https://qontigo.com/support/>

DISCLAIMER

STOXX, Deutsche Boerse Group (DBAG) and their licensors, research partners or data providers do not make any warranties or representations, express or implied, with respect to the timeliness, sequence, accuracy, completeness, currentness, merchantability, quality or fitness for any particular purpose of its index data and exclude any liability in connection therewith. STOXX, DBAG and their licensors, research partners or data providers are not providing investment advice through the publication of indices or in connection therewith. In particular, the inclusion of a company in an index, its weighting, or the exclusion of a company from an index, does not in any way reflect an opinion of STOXX, DBAG or their licensors, research partners or data providers on the merits of that company. Financial instruments based on the STOXX indices, DAX indices or on any other indices supported by STOXX are in no way sponsored, endorsed, sold or promoted by STOXX, DBAG or their licensors, research partners or data providers.

BACKTESTED PERFORMANCE

This document contains index performance data based on backtesting, i.e. calculations of how the index might have performed prior to launch if it had existed using the same index methodology and based on historical constituents. Backtested performance information is purely hypothetical and is provided in this document solely for information purposes. Backtested performance does not represent actual performance and should not be interpreted as an indication of actual performance.

CUSTOMIZATION

The index can be used as a basis for the definition of STOXX Customized Indices, which can be tailored to specific client or mandate needs. STOXX offers customization in almost unlimited forms for example in terms of component selection, weighting schemes and personalized calculation methodologies.

³ gr. div. yield is calculated as gr. return index return minus price index return

⁴ STOXX data from Aug. 09, 2010 to May 31, 2023

(EUR, gross return), all data as of May 31, 2023

STOXX® GLOBAL 1800 INDUSTRY BASIC MATERIALS INDEX

Top 10 Components⁵

Company	Supersector	Country	Weight (%)
LINDE	Chemicals	United States	9.69
BHP GROUP LTD.	Basic Resources	Australia	7.64
AIR LIQUIDE	Chemicals	France	4.85
RIO TINTO	Basic Resources	Great Britain	3.53
Shin-Etsu Chemical Co. Ltd.	Chemicals	Japan	3.45
Air Products & Chemicals Inc.	Chemicals	United States	3.31
GLENORE PLC	Basic Resources	Great Britain	2.94
Freeport-McMoRan	Basic Resources	United States	2.72
Ecolab Inc.	Chemicals	United States	2.61
BASF	Chemicals	Germany	2.35

⁵ Based on the composition as of May 31, 2023
