

# EURO STOXX® CLIMATE TRANSITION BENCHMARK INDEX

## Index description

The STOXX Climate Transition Benchmark Indices are based on liquid securities from a selection of STOXX Benchmark Indices. They follow EU Climate Transition Benchmark (EU CTB) requirements outlined by the European Commission on climate benchmarks.

Companies identified as non-compliant based on Sustainalytics Global Standards Screening (GSS) assessment or are involved in Controversial Weapons are not eligible for selection. Tobacco Producers, as identified by ISS ESG, are also not eligible. Furthermore, STOXX will exclude companies that ISS ESG assesses to have Significant Obstruction in the UN SDGs 12,13,14 and 15.

The weighing process follows an optimization process with the aim to reduce their greenhouse gas intensity by at least 30% when compared to their underlying benchmarks. They are also designed to meet the year on year 7% decarbonization target.

## Key facts

»The indices are designed to help investors shift towards a low-carbon economy and align investments to the Paris Climate Agreement

»Scope 1, Scope 2 and Scope 3 are used across all sectors from the first date of the index construction

»The indices aim to reduce their greenhouse gases emission intensity by at least 30% when compared to their underlying benchmarks

»Sectors key to the low-carbon transition, high climate impact sectors are not underweighted relative to the underlying benchmarks

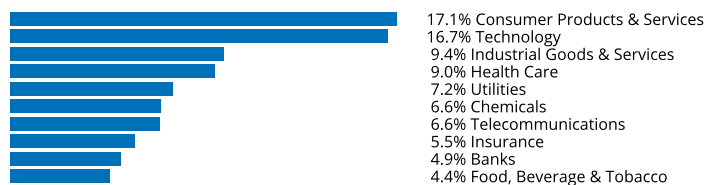
»The STOXX Climate Transition Benchmark Indices are designed to meet the year on year 7% decarbonization target

»Indices overweight securities with concrete targets and emission reduction targets verified by the Science Based Target initiative (SBTi)

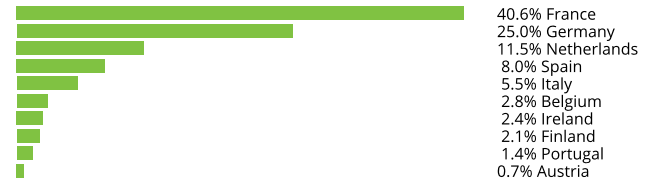
## Descriptive statistics

Index	Market cap (EUR bn.)		Components (EUR bn.)				Component weight (%)		Turnover (%)
	Full	Free-float	Mean	Median	Largest	Smallest	Largest	Smallest	Last 12 months
EURO STOXX Climate Transition Benchmark Index	N/A	98.8	0.4	0.1	5.2	0.0	5.2	0.0	17.3
EURO STOXX Index	6,895.1	4,903.0	16.8	6.8	270.7	0.8	5.5	0.0	3.1

## Supersector weighting (top 10)



## Country weighting



## Risk and return figures<sup>1</sup>

Index returns	Return (%)					Annualized return (%)				
	Last month	YTD	1Y	3Y	5Y	Last month	YTD	1Y	3Y	5Y
EURO STOXX Climate Transition Benchmark Index	-2.8	12.5	8.1	39.1	33.6	N/A	N/A	8.2	11.7	6.0
EURO STOXX Index	-2.5	10.6	7.9	41.5	30.6	N/A	N/A	8.0	12.4	5.5
Index volatility and risk	Annualized volatility (%)					Annualized Sharpe ratio <sup>2</sup>				
EURO STOXX Climate Transition Benchmark Index	11.6	14.4	17.1	18.1	19.3	N/A	N/A	0.3	0.6	0.3
EURO STOXX Index	12.3	15.2	17.7	18.5	19.9	N/A	N/A	0.3	0.6	0.3
Index to benchmark	Correlation					Tracking error (%)				
EURO STOXX Climate Transition Benchmark Index	1.0	1.0	1.0	1.0	1.0	2.4	2.6	2.7	2.3	2.2
Index to benchmark	Beta					Annualized information ratio				
EURO STOXX Climate Transition Benchmark Index	0.9	0.9	1.0	1.0	1.0	-1.2	1.5	0.0	-0.3	0.1

<sup>1</sup> For information on data calculation, please refer to STOXX calculation reference guide.

<sup>2</sup> Based on EURIBOR1M

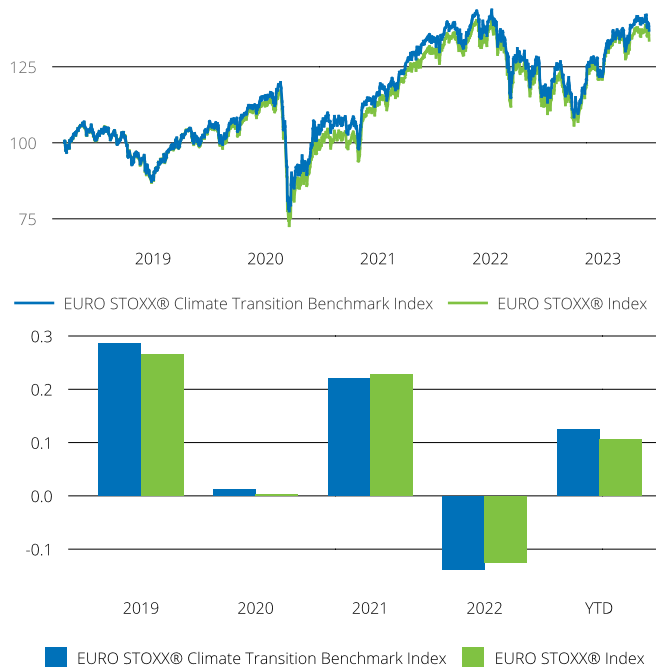
(EUR, net return), all data as of May 31, 2023

# EURO STOXX® CLIMATE TRANSITION BENCHMARK INDEX

## Fundamentals (for last 12 months)

Index	Price/earnings incl. negative		Price/earnings excl. negative		Price/ book	Dividend yield (%) <sup>3</sup>	Price/ sales	Price/ cash flow
	Trailing	Projected	Trailing	Projected	Trailing	Trailing	Trailing	Trailing
EURO STOXX Climate Transition Benchmark Index	18.6	14.9	17.4	14.6	2.0	2.4	1.3	0.5
EURO STOXX Index	15.0	11.9	13.2	11.6	1.6	2.6	1.0	1.1

## Performance and annual returns<sup>4</sup>



## Methodology

The STOXX Climate Transition Benchmark Indices are based on liquid securities from a selection of STOXX Benchmark Indices. They follow EU Climate Transition Benchmark (EU CTB) requirements outlined by the European Commission on climate benchmarks.

Companies identified as non-compliant based on Sustainability Global Standards Screening (GSS) assessment or are involved in Controversial Weapons are not eligible for selection. Tobacco Producers, as identified by ISS ESG, are also not eligible. Furthermore, STOXX will exclude companies that ISS ESG assesses to have Significant Obstruction in the UN SDGs 12,13,14 and 15.

The weighing process follows an optimization process with the aim to reduce their greenhouse gas intensity by at least 30% when compared to their underlying benchmarks. They are also designed to meet the year on year 7% decarbonization target.

## Versions and symbols

Index	ISIN	Symbol	Bloomberg	Reuters
Gross Return EUR	CH0545171131	SXXGTCTB		.SXXGTCTB
Net Return EUR	CH0545171321	SXXTCTB	SXXTCTB INDEX	.SXXTCTB
Price EUR	CH0545171552	SXXECTB	SXXECTB INDEX	.SXXECTB
Gross Return USD	CH0545171065	SXXGUCTB		.SXXGUCTB
Net Return USD	CH0545171651	SXXUCTB		.SXXUCTB
Price USD	CH0545171289	SXXKCTB		.SXXKCTB

Complete list available here: [www.stoxx.com/data/vendor\\_codes.html](http://www.stoxx.com/data/vendor_codes.html)

## Quick facts

Weighting	Optimization
Cap factor	0.045
No. of components	Variable
Review frequency	Reviewed annually in March and rebalanced quarterly
Calculation/distribution	Realtime 15 sec
Calculation hours	09:00:00 18:00:00
Base value/base date	100 as of March 19, 2018
History	Available from Mar. 19, 2018
Inception date	May. 27, 2020

To learn more about the inception date, the currency, the calculation hours and historical values, please see our data vendor code sheet.

## CONTACT DETAILS

STOXX customer support | P +41 43 430 7272 | [customersupport@stoxx.com](mailto:customersupport@stoxx.com) | <https://qontigo.com/support/>

## DISCLAIMER

STOXX, Deutsche Boerse Group (DBAG) and their licensors, research partners or data providers do not make any warranties or representations, express or implied, with respect to the timeliness, sequence, accuracy, completeness, currentness, merchantability, quality or fitness for any particular purpose of its index data and exclude any liability in connection therewith. STOXX, DBAG and their licensors, research partners or data providers are not providing investment advice through the publication of indices or in connection therewith. In particular, the inclusion of a company in an index, its weighting, or the exclusion of a company from an index, does not in any way reflect an opinion of STOXX, DBAG or their licensors, research partners or data providers on the merits of that company. Financial instruments based on the STOXX® indices, DAX® indices or on any other indices supported by STOXX are in no way sponsored, endorsed, sold or promoted by STOXX, DBAG or their licensors, research partners or data providers.

## BACKTESTED PERFORMANCE

This document contains index performance data based on backtesting, i.e. calculations of how the index might have performed prior to launch if it had existed using the same index methodology and based on historical constituents. Backtested performance information is purely hypothetical and is provided in this document solely for information purposes. Backtested performance does not represent actual performance and should not be interpreted as an indication of actual performance.

## CUSTOMIZATION

The index can be used as a basis for the definition of STOXX® Customized Indices, which can be tailored to specific client or mandate needs. STOXX offers customization in almost unlimited forms for example in terms of component selection, weighting schemes and personalized calculation methodologies.

<sup>3</sup> Net dividend yield is calculated as net return index return minus price index return

<sup>4</sup> STOXX data from Mar. 19, 2018 to May 31, 2023

## EURO STOXX® CLIMATE TRANSITION BENCHMARK INDEX

Top 10 Components<sup>5</sup>

<b>Company</b>	<b>Supersector</b>	<b>Country</b>	<b>Weight (%)</b>
ASML HLDG	Technology	Netherlands	5.23
SANOFI	Health Care	France	4.81
SAP	Technology	Germany	4.72
LVMH MOET HENNESSY	Consumer Products & Services	France	4.60
HERMES INTERNATIONAL	Consumer Products & Services	France	4.41
L'OREAL	Consumer Products & Services	France	3.78
AIR LIQUIDE	Chemicals	France	3.12
DEUTSCHE TELEKOM	Telecommunications	Germany	2.94
DEUTSCHE POST	Industrial Goods & Services	Germany	2.65
IBERDROLA	Utilities	Spain	2.57

<sup>5</sup> Based on the composition as of May 31, 2023

---