

# STOXX® GERMANY TOTAL MARKET ESG-X EX NUCLEAR POWER INDEX

## Index description

The STOXX Benchmark ESG-X Indices are based on a selection of STOXX Benchmark Indices and apply standardized ESG exclusion screens. The screens are based on the responsible policies of leading asset owners and aim to reduce reputational and idiosyncratic risks.

STOXX excludes companies that Sustainalytics considers to be non-compliant based on Sustainalytics Global Standards Screening assessment, that are involved in controversial weapons, are tobacco producers, or that either derive revenues from thermal coal extraction or exploration, or have power generation capacity that utilizes thermal coal.

STOXX Benchmark ESG-X Indices are suitable as underlying indices for mandates, passive funds, ETFs, structured products and listed derivatives, with the ambition to increase liquidity and lower the cost of trading.

## Key facts

»Nuclear Power screened versions of the STOXX Benchmark ESG-X Indices

»Screens are based on responsible policies and aim to reduce reputational and idiosyncratic risks

»Screening provided by award-winning ESG data provider Sustainalytics

»Transparent free-float market-cap weighting scheme

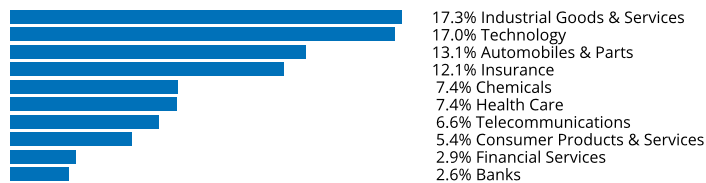
»Low tracking error with similar risk-return profile compared to their underlying indices

»Suitable as underlying for mandates, passive funds, ETFs, structured

## Descriptive statistics

Index	Market cap (USD bn.)		Components (USD bn.)				Component weight (%)		Turnover (%)
	Full	Free-float	Mean	Median	Largest	Smallest	Largest	Smallest	Last 12 months
STOXX Germany Total Market ESG-X ex Nuclear Power Index	1,813.4	1,251.3	7.6	1.4	133.3	0.0	10.7	0.0	8.9
STOXX Germany Total Market Index	1,993.8	1,391.3	7.4	1.3	133.3	0.0	9.6	0.0	2.4

## Supersector weighting (top 10)



## Country weighting



## Risk and return figures<sup>1</sup>

Index returns	Return (%)					Annualized return (%)				
	Last month	YTD	1Y	3Y	5Y	Last month	YTD	1Y	3Y	5Y
STOXX Germany Total Market ESG-X ex Nuclear Power Index	-6.7	8.8	2.2	13.0	-4.2	N/A	N/A	2.2	4.2	-0.9
STOXX Germany Total Market Index	-7.4	8.2	1.7	12.5	-3.9	N/A	N/A	1.7	4.0	-0.8
Index volatility and risk	Annualized volatility (%)					Annualized Sharpe ratio <sup>2</sup>				
STOXX Germany Total Market ESG-X ex Nuclear Power Index	14.9	20.2	25.3	23.4	23.6	N/A	N/A	-0.0	0.2	-0.0
STOXX Germany Total Market Index	14.4	19.9	25.1	23.1	23.5	N/A	N/A	-0.1	0.2	-0.0
Index to benchmark	Correlation					Tracking error (%)				
STOXX Germany Total Market ESG-X ex Nuclear Power Index	1.0	1.0	1.0	1.0	1.0	1.7	1.1	0.9	0.8	0.8
Index to benchmark	Beta					Annualized information ratio				
STOXX Germany Total Market ESG-X ex Nuclear Power Index	1.0	1.0	1.0	1.0	1.0	4.7	1.4	0.6	0.2	-0.0

<sup>1</sup> For information on data calculation, please refer to STOXX calculation reference guide.

<sup>2</sup> Based on EURIBOR1M

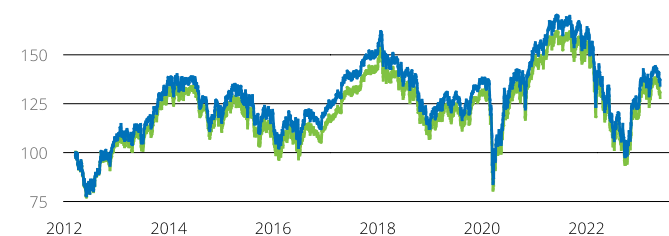
(USD, price), all data as of May 31, 2023

## ENVIRONMENTAL SOCIAL

## STOXX® GERMANY TOTAL MARKET ESG-X EX NUCLEAR POWER

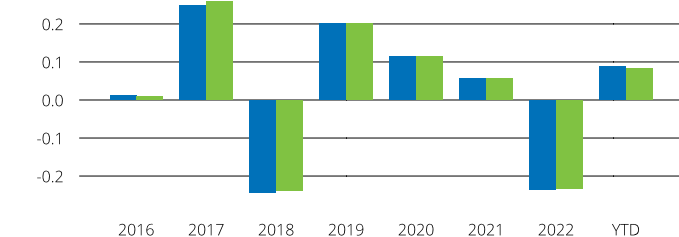
## Fundamentals (for last 12 months)

Index	Price/earnings incl. negative		Price/earnings excl. negative		Price/ book	Dividend yield (%) <sup>3</sup>	Price/ sales	Price/ cash flow
	Trailing	Projected	Trailing	Projected	Trailing	Trailing	Trailing	Trailing
STOXX Germany Total Market ESG-X ex Nuclear Power Index	15.5	11.5	12.5	10.8	1.3	2.6	0.7	16.2
STOXX Germany Total Market Index	15.6	11.3	12.8	10.7	1.4	2.6	0.6	18.5

Performance and annual returns<sup>4</sup>

— STOXX® Germany Total Market ESG-X ex Nuclear Power Index

— STOXX® Germany Total Market Index



■ STOXX® Germany Total Market ESG-X ex Nuclear Power Index

■ STOXX® Germany Total Market Index

## Versions and symbols

Index	ISIN	Symbol	Bloomberg	Reuters
Gross Return EUR	CH0508918106	TDWESGXN		.TDWESGXN
Net Return EUR	CH0508917934	TDRESGXN		.TDRESGXN
Price EUR	CH0508918254	TDPEGGXN	TDPEGXN INDEX	.TDPEGGXN
Gross Return USD	CH0508918148	TDZESGXN		.TDZESGXN
Net Return USD	CH0508918247	TDVESGXN		.TDVESGXN
Price USD	CH0508918114	TDLESGXN		.TDLESGXN

Complete list available here: [www.stoxx.com/data/vendor\\_codes.html](http://www.stoxx.com/data/vendor_codes.html)

## Methodology

The STOXX Benchmark ESG-X ex Nuclear Power Indices are based on a selection of STOXX Benchmark ESG-X Indices and apply additional Nuclear Power screens.

STOXX excludes companies that Sustainalytics considers to be noncompliant with the Sustainalytics Global Standards Screening assessment, that are involved in controversial weapons (anti-personnel mines, biological and chemical weapons, cluster weapons, depleted uranium, nuclear weapons and white phosphorus weapons), involved in nuclear power, are tobacco producers, or that either derive revenues from thermal coal extraction or exploration, or have power generation capacity that utilizes thermal coal.

The indices are reviewed quarterly and components are weighted by free-float market cap, with a maximum capped weight of 20%.

## Quick facts

Weighting	Free-float market cap
Cap factor	0.2
No. of components	Variable
Review frequency	Quarterly (Mar., Jun., Sep., Dec)
Calculation/distribution	dayend
Calculation hours	18:00:00 18:00:00
Base value/base date	100 as of Mar. 19, 2012
History	Available since Mar. 19, 2012
Inception date	Nov. 20, 2019

To learn more about the inception date, the currency, the calculation hours and historical values, please see our data vendor code sheet.

## CONTACT DETAILS

STOXX customer support | P +41 43 430 7272 | [customersupport@stoxx.com](mailto:customersupport@stoxx.com) | <https://qontigo.com/support/>

## DISCLAIMER

STOXX, Deutsche Boerse Group (DBAG) and their licensors, research partners or data providers do not make any warranties or representations, express or implied, with respect to the timeliness, sequence, accuracy, completeness, currentness, merchantability, quality or fitness for any particular purpose of its index data and exclude any liability in connection therewith. STOXX, DBAG and their licensors, research partners or data providers are not providing investment advice through the publication of indices or in connection therewith. In particular, the inclusion of a company in an index, its weighting, or the exclusion of a company from an index, does not in any way reflect an opinion of STOXX, DBAG or their licensors, research partners or data providers on the merits of that company. Financial instruments based on the STOXX® indices, DAX® indices or on any other indices supported by STOXX are in no way sponsored, endorsed, sold or promoted by STOXX, DBAG or their licensors, research partners or data providers.

## BACKTESTED PERFORMANCE

This document contains index performance data based on backtesting, i.e. calculations of how the index might have performed prior to launch if it had existed using the same index methodology and based on historical constituents. Backtested performance information is purely hypothetical and is provided in this document solely for information purposes. Backtested performance does not represent actual performance and should not be interpreted as an indication of actual performance.

## CUSTOMIZATION

The index can be used as a basis for the definition of STOXX® Customized Indices, which can be tailored to specific client or mandate needs. STOXX offers customization in almost unlimited forms for example in terms of component selection, weighting schemes and personalized calculation methodologies.

<sup>3</sup> Net dividend yield is calculated as net return index return minus price index return

<sup>4</sup> STOXX data from Mar. 19, 2012 to May 31, 2023

## STOXX® GERMANY TOTAL MARKET ESG-X EX NUCLEAR POWER INDEX

Top 10 Components<sup>5</sup>

<b>Company</b>	<b>Supersector</b>	<b>Country</b>	<b>Weight (%)</b>
SAP	Technology	Germany	10.65
SIEMENS	Industrial Goods & Services	Germany	9.78
ALLIANZ	Insurance	Germany	6.87
DEUTSCHE TELEKOM	Telecommunications	Germany	6.13
MERCEDES-BENZ GROUP	Automobiles & Parts	Germany	4.67
MUENCHENER RUECK	Insurance	Germany	3.99
INFINEON TECHNOLOGIES	Technology	Germany	3.86
DEUTSCHE POST	Industrial Goods & Services	Germany	3.53
BASF	Chemicals	Germany	3.38
BMW	Automobiles & Parts	Germany	2.78

<sup>5</sup> Based on the composition as of May 31, 2023

---