

# STOXX® DEVELOPED AND EMERGING MARKETS TOTAL MARKET INDEX

## Index description

The STOXX Total Market Indices (TMI) cover 95% of the free-float market cap of the relevant investable stock universe by region or country. The STOXX Global TMI serves as the basis for all regional and country TMI indices. All TMI indices offer exposure to global equity markets with the broadest diversification within the STOXX equity universe in terms of regions, currencies and sectors.

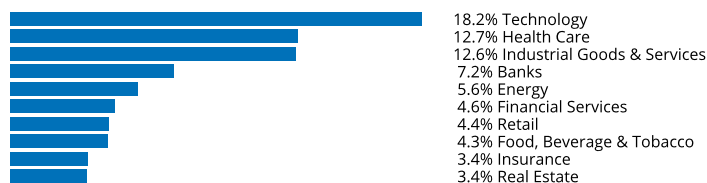
## Key facts

» With 95% coverage of the free-float market cap of the relevant investable stock universe per region, the index forms a unique benchmark for a truly global investment approach


## Descriptive statistics

Index	Market cap (USD bn.)		Components (USD bn.)				Component weight (%)		Turnover (%)
	Full	Free-float	Mean	Median	Largest	Smallest	Largest	Smallest	Last 12 months
STOXX Developed and Emerging Markets Total Market Index	71,386.6	59,886.6	5.5	0.7	1831.9	0.0	3.1	0.0	2.7
STOXX Global Total Market Index	76,434.9	64,015.9	5.8	0.7	1,955.1	0.0	3.1	0.0	2.7

## Supersector weighting (top 10)



## Country weighting



## Risk and return figures<sup>1</sup>

Index returns	Return (%)					Annualized return (%)				
	Last month	YTD	1Y	3Y	5Y	Last month	YTD	1Y	3Y	5Y
STOXX Developed and Emerging Markets Total Market Index	-3.9	-18.2	-18.2	13.8	30.4	N/A	N/A	-18.4	4.4	5.5
STOXX Global Total Market Index	-3.9	-18.2	-18.2	13.8	30.3	N/A	N/A	-18.4	4.4	5.5
Index volatility and risk	Annualized volatility (%)					Annualized Sharpe ratio <sup>2</sup>				
	Last month	YTD	1Y	3Y	5Y	Last month	YTD	1Y	3Y	5Y
STOXX Developed and Emerging Markets Total Market Index	16.6	19.8	19.8	20.8	17.5	N/A	N/A	-1.0	0.2	0.3
STOXX Global Total Market Index	16.6	19.8	19.8	20.8	17.5	N/A	N/A	-1.0	0.2	0.3
Index to benchmark	Correlation					Tracking error (%)				
	Last month	YTD	1Y	3Y	5Y	Last month	YTD	1Y	3Y	5Y
STOXX Developed and Emerging Markets Total Market Index	1.0	1.0	1.0	1.0	1.0	0.1	0.0	0.0	0.0	0.1
Index to benchmark	Beta					Annualized information ratio				
	Last month	YTD	1Y	3Y	5Y	Last month	YTD	1Y	3Y	5Y
STOXX Developed and Emerging Markets Total Market Index	1.0	1.0	1.0	1.0	1.0	-3.5	-0.5	-0.5	0.2	0.4

<sup>1</sup> For information on data calculation, please refer to STOXX calculation reference guide.

<sup>2</sup> Based on EURIBOR1M

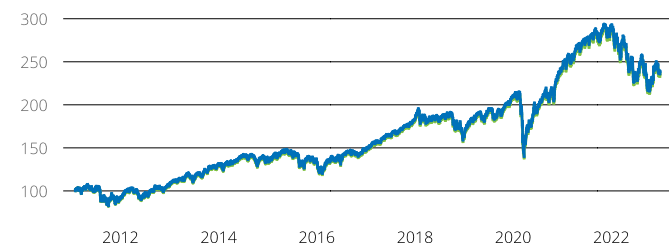
(USD, gross return), all data as of Dec. 30, 2022

## TOTAL MARKET INDICES

## STOXX® DEVELOPED AND EMERGING MARKETS TOTAL

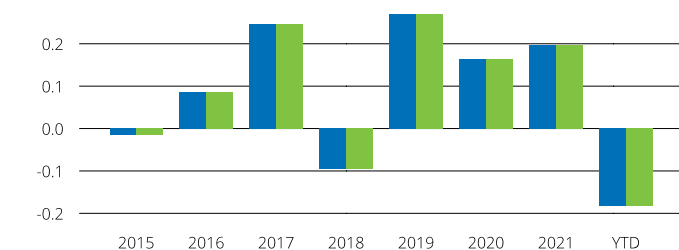
## Fundamentals (for last 12 months)

Index	Price/earnings incl. negative		Price/earnings excl. negative		Price/ book	Dividend yield (%) <sup>3</sup>	Price/ sales	Price/ cash flow
	Trailing	Projected	Trailing	Projected	Trailing	Trailing	Trailing	Trailing
STOXX Developed and Emerging Markets Total Market Index	19.0	15.6	14.7	14.2	0.1	1.7	1.5	12.0
STOXX Global Total Market Index	18.9	15.6	14.6	14.2	0.1	1.7	1.5	12.0

Performance and annual returns<sup>4</sup>

— STOXX® Developed and Emerging Markets Total Market Index

— STOXX® Global Total Market Index



■ STOXX® Developed and Emerging Markets Total Market Index

■ STOXX® Global Total Market Index

## Methodology

The STOXX Global TMI Index comprises all shares of the eligible STOXX universe. The other regional TMI indices consist of components of the relevant Total Market Country indices. The detailed methodology including the calculation formula can be found in our rulebook: [www.stoxx.com/indices/rulebooks.html](http://www.stoxx.com/indices/rulebooks.html)

## Versions and symbols

Index	ISIN	Symbol	Bloomberg	Reuters
Gross Return EUR	CH0147795279	EDDEXGR	EDDEXGR INDEX	.EDDEXGR
Gross Return EUR	CH0147795279	EDDEXGR	EDDEXGR INDEX	.EDDEXGR
Net Return EUR	CH0147795295	EDDEXR	EDDEXR INDEX	.EDDEXR
Net Return EUR	CH0147795295	EDDEXR	EDDEXR INDEX	.EDDEXR
Price EUR	CH0147795253	EDDEXP	EDDEXP INDEX	.EDDEXP
Price EUR	CH0147795253	EDDEXP	EDDEXP INDEX	.EDDEXP
Gross Return USD	CH0147795287	EDDEXGV	EDDEXGV INDEX	.EDDEXGV
Gross Return USD	CH0147795287	EDDEXGV	EDDEXGV INDEX	.EDDEXGV
Net Return USD	CH0147795303	EDDEXV	EDDEXV INDEX	.EDDEXV
Net Return USD	CH0147795303	EDDEXV	EDDEXV INDEX	.EDDEXV

Complete list available here: [www.stoxx.com/data/vendor\\_codes.html](http://www.stoxx.com/data/vendor_codes.html)

## Quick facts

Weighting	Free-float market cap
Cap factor	No
No. of components	Variable
Review frequency	Quarterly (Mar., Jun., Sep., Dec.)

To learn more about the inception date, currency versions, calculation hours and historical values, please see our data vendor code sheet.

## CONTACT DETAILS

STOXX customer support | P +41 43 430 7272 | [customersupport@stoxx.com](mailto:customersupport@stoxx.com) | <https://qontigo.com/support/>

## DISCLAIMER

STOXX, Deutsche Börse Group and their licensors, research partners or data providers do not make any warranties or representations, express or implied, with respect to the timeliness, sequence, accuracy, completeness, currentness, merchantability, quality or fitness for any particular purpose of its index data and exclude any liability in connection therewith. STOXX, Deutsche Börse Group and their licensors, research partners or data providers are not providing investment advice through the publication of indices or in connection therewith. In particular, the inclusion of a company in an index, its weighting, or the exclusion of a company from an index, does not in any way reflect an opinion of STOXX, Deutsche Börse Group or their licensors, research partners or data providers on the merits of that company. Financial instruments based on the STOXX® indices, DAX® indices or on any other indices supported by STOXX are in no way sponsored, endorsed, sold or promoted by STOXX, Deutsche Börse Group or their licensors, research partners or data providers.

## BACKTESTED PERFORMANCE

This document contains index performance data based on backtesting, i.e. calculations of how the index might have performed prior to launch if it had existed using the same index methodology and based on historical constituents. Backtested performance information is purely hypothetical and is provided in this document solely for information purposes. Backtested performance does not represent actual performance and should not be interpreted as an indication of actual performance.

## CUSTOMIZATION

The index can be used as a basis for the definition of STOXX® Customized Indices, which can be tailored to specific client or mandate needs. STOXX offers a wide range of customization, in terms of component selection, weighting schemes and personalized calculation methodologies.

<sup>3</sup> gr. div. yield is calculated as gr. return index return minus price index return

<sup>4</sup> STOXX data from Jan. 31, 2011 to Dec. 30, 2022

(USD, gross return), all data as of Dec. 30, 2022

## STOXX® DEVELOPED AND EMERGING MARKETS TOTAL MARKET INDEX

Top 10 Components<sup>5</sup>

Company	Supersector	Country	Weight (%)
Apple Inc.	Technology	United States	3.06
Microsoft Corp.	Technology	United States	2.80
Amazon.com Inc.	Retail	United States	1.21
ALPHABET CLASS C	Technology	United States	0.84
ALPHABET INC. CL A	Technology	United States	0.82
UnitedHealth Group Inc.	Health Care	United States	0.78
Johnson & Johnson	Health Care	United States	0.72
Exxon Mobil Corp.	Energy	United States	0.71
Berkshire Hathaway Inc. CL B	Financial Services	United States	0.63
JPMorgan Chase & Co.	Banks	United States	0.62

<sup>5</sup> Based on the composition as of Dec. 30, 2022