

# EURO STOXX® 50 ESG-X INDEX

## Index description

The STOXX Benchmark ESG-X Indices are based on a selection of STOXX Benchmark Indices and apply standardized ESG exclusion screens. The screens are based on the responsible policies of leading asset owners and aim to reduce reputational and idiosyncratic risks.

STOXX excludes companies that Sustainalytics considers to be non-compliant based on Sustainalytics Global Standards Screening assessment, that are involved in controversial weapons, are tobacco producers, or that either derive revenues from thermal coal extraction or exploration or have power generation capacity that utilizes thermal coal.

STOXX Benchmark ESG-X Indices are suitable as underlying indices for mandates, passive funds, ETFs, structured products, and listed derivatives, with the ambition to increase liquidity and lower the cost of trading.

## Key facts

»ESG screened versions of STOXX Benchmark Indices

»Screens are based on responsible policies and aim to reduce reputational and idiosyncratic risks

»Screening provided by award-winning ESG data provider Sustainalytics

»Transparent free-float market-cap weighting scheme

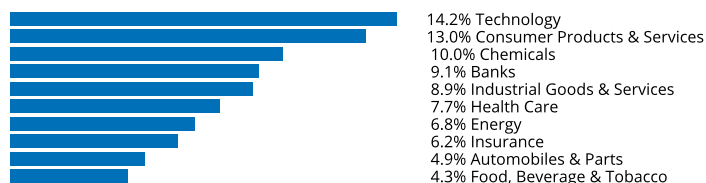
»Low tracking error with similar risk-return profile compared to their underlying indices

»Suitable as underlying for mandates, passive funds, ETFs, structured products and listed derivatives

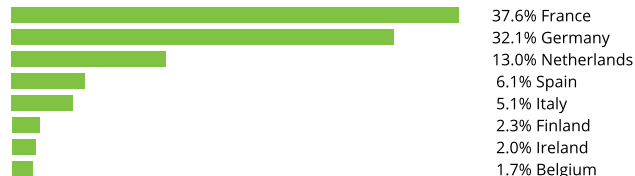
## Descriptive statistics

Index	Market cap (EUR bn.)		Components (EUR bn.)				Component weight (%)		Turnover (%)
	Full	Free-float	Mean	Median	Largest	Smallest	Largest	Smallest	Last 12 months
EURO STOXX 50 ESG-X Index	3,359.3	2,617.0	54.5	39.8	194.3	16.1	7.4	0.6	5.2
EURO STOXX 50 Index	3,493.8	2,723.8	54.5	41.6	194.3	16.1	7.1	0.6	5.1

## Supersector weighting (top 10)



## Country weighting



## Risk and return figures<sup>1</sup>

Index returns	Return (%)					Annualized return (%)				
	Last month	YTD	1Y	3Y	5Y	Last month	YTD	1Y	3Y	5Y
EURO STOXX 50 ESG-X Index	8.6	-16.4	-15.4	1.4	-2.5	N/A	N/A	-15.4	0.5	-0.5
EURO STOXX 50 Index	9.0	-15.8	-14.9	0.4	-1.5	N/A	N/A	-14.9	0.1	-0.3
Index volatility and risk	Annualized volatility (%)					Annualized Sharpe ratio <sup>2</sup>				
	Last month	YTD	1Y	3Y	5Y	Last month	YTD	1Y	3Y	5Y
EURO STOXX 50 ESG-X Index	19.5	24.5	23.6	24.0	20.4	N/A	N/A	-0.7	0.0	-0.0
EURO STOXX 50 Index	19.6	24.7	23.9	24.5	20.8	N/A	N/A	-0.6	0.0	0.0
Index to benchmark	Correlation					Tracking error (%)				
	Last month	YTD	1Y	3Y	5Y	Last month	YTD	1Y	3Y	5Y
EURO STOXX 50 ESG-X Index	1.0	1.0	1.0	1.0	1.0	0.7	0.7	0.8	1.2	1.1
Index to benchmark	Beta					Annualized information ratio				
	Last month	YTD	1Y	3Y	5Y	Last month	YTD	1Y	3Y	5Y
EURO STOXX 50 ESG-X Index	1.0	1.0	1.0	1.0	1.0	-7.6	-1.1	-0.8	0.2	-0.3

<sup>1</sup> For information on data calculation, please refer to STOXX calculation reference guide.

<sup>2</sup> Based on EURIBOR1M

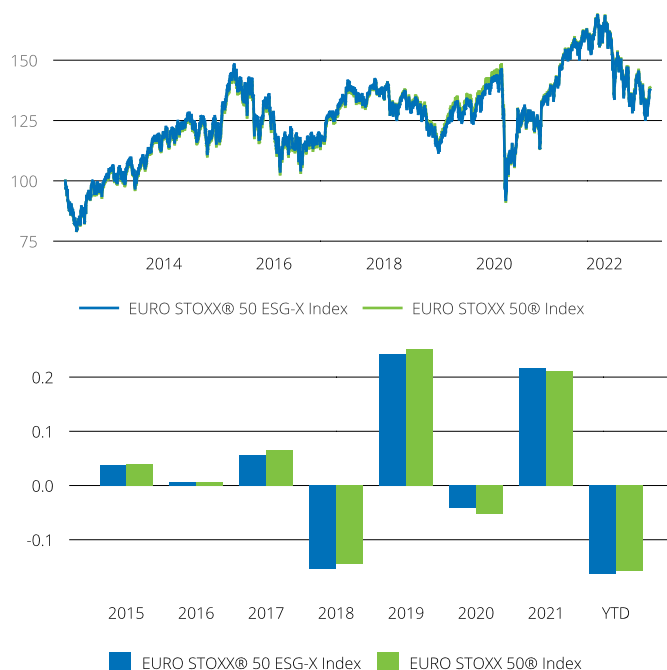
(EUR, price), all data as of Oct. 31, 2022

## ENVIRONMENTAL SOCIAL

## EURO STOXX® 50 ESG-X INDEX

## Fundamentals (for last 12 months)

Index	Price/earnings incl. negative		Price/earnings excl. negative		Price/ book	Dividend yield (%) <sup>3</sup>	Price/ sales	Price/ cash flow
	Trailing	Projected	Trailing	Projected	Trailing	Trailing	Trailing	Trailing
EURO STOXX 50 ESG-X Index	11.9	10.5	11.9	10.5	1.6	2.2	1.2	14.7
EURO STOXX 50 Index	12.5	10.7	12.1	10.7	1.7	2.1	1.2	14.9

Performance and annual returns<sup>4</sup>

## Methodology

STOXX excludes companies that Sustainalytics considers to be non-compliant based on Sustainalytics Global Standards Screening assessment, that are involved in controversial weapons (anti-personnel mines, biological and chemical weapons, cluster weapons, depleted uranium, nuclear weapons and white phosphorus weapons), are tobacco producers, or that either derive revenues from thermal coal extraction or exploration or have power generation capacity that utilizes thermal coal.

The indices are reviewed quarterly and components are weighted by free-float market cap, with a maximum capped weight of 10% for the EURO STOXX 50 ESG-X Index, and 20% for the remaining Benchmark ESG-X Indices. Deleted companies are not replaced.

## Versions and symbols

Index	ISIN	Symbol	Bloomberg	Reuters
Gross Return EUR	CH0476172876	SX5GESGX	SX5GESGX INDEX	.SX5GESGX
Net Return EUR	CH0476173148	SX5TESGX	SX5TESGX INDEX	.SX5TESGX
Price EUR	CH0476173262	SX5EESGX	SX5EESGX INDEX	.SX5EESGX
Gross Return USD	CH0476173056	SX5XESGX		.SX5XESGX
Net Return USD	CH0476173635	SX5UESGX		.SX5UESGX
Price USD	CH0476172793	SX5KESGX		.SX5KESGX

Complete list available here: [www.stoxx.com/data/vendor\\_codes.html](http://www.stoxx.com/data/vendor_codes.html)

## Quick facts

Weighting	Free-float market cap
Cap factor	0.1
No. of components	Variable
Review frequency	Quarterly (Mar., Jun., Sep., Dec)
Calculation/distribution	realtime 15 sec
Calculation hours	09:00:00 18:00:00
Base value/base date	100 as of Mar. 19, 2012
History	Mar. 19, 2012
Inception date	May. 29, 2019

To learn more about the inception date, the currency, the calculation hours and historical values, please see our data vendor code sheet.

## CONTACT DETAILS

STOXX customer support | P +41 43 430 7272 | [customersupport@stoxx.com](mailto:customersupport@stoxx.com) | <https://qontigo.com/support/>

## DISCLAIMER

STOXX, Deutsche Boerse Group (DBAG) and their licensors, research partners or data providers do not make any warranties or representations, express or implied, with respect to the timeliness, sequence, accuracy, completeness, currentness, merchantability, quality or fitness for any particular purpose of its index data and exclude any liability in connection therewith. STOXX, DBAG and their licensors, research partners or data providers are not providing investment advice through the publication of indices or in connection therewith. In particular, the inclusion of a company in an index, its weighting, or the exclusion of a company from an index, does not in any way reflect an opinion of STOXX, DBAG or their licensors, research partners or data providers on the merits of that company. Financial instruments based on the STOXX® indices, DAX® indices or on any other indices supported by STOXX are in no way sponsored, endorsed, sold or promoted by STOXX, DBAG or their licensors, research partners or data providers.

## BACKTESTED PERFORMANCE

This document contains index performance data based on backtesting, i.e. calculations of how the index might have performed prior to launch if it had existed using the same index methodology and based on historical constituents. Backtested performance information is purely hypothetical and is provided in this document solely for information purposes. Backtested performance does not represent actual performance and should not be interpreted as an indication of actual performance.

## CUSTOMIZATION

The index can be used as a basis for the definition of STOXX® Customized Indices, which can be tailored to specific client or mandate needs. STOXX offers customization in almost unlimited forms for example in terms of component selection, weighting schemes and personalized calculation methodologies.

<sup>3</sup> Net dividend yield is calculated as net return index return minus price index return

<sup>4</sup> STOXX data from Mar. 19, 2012 to Oct. 31, 2022

ENVIRONMENTAL SOCIAL

EURO STOXX® 50 ESG-X INDEX

Top 10 Components<sup>5</sup>

Company	Supersector	Country	Weight (%)
ASML HLDG	Technology	Netherlands	7.42
LVMH MOET HENNESSY	Consumer Products & Services	France	6.37
LINDE	Chemicals	Germany	5.75
TOTALENERGIES	Energy	France	5.51
SAP	Technology	Germany	4.05
SANOFI	Health Care	France	3.84
SIEMENS	Industrial Goods & Services	Germany	3.15
L'OREAL	Consumer Products & Services	France	2.96
ALLIANZ	Insurance	Germany	2.84
SCHNEIDER ELECTRIC	Industrial Goods & Services	France	2.80

<sup>5</sup> Based on the composition as of Oct. 31, 2022