

# EURO ISTOXX ENVIRONMENTAL 50 EQUAL WEIGHT

## Index description

The EURO iSTOXX Environmental 50 Equal Weight Index tracks the performance of 50 liquid Eurozone stocks that are classed as leaders with regard to environmental criteria. Companies must also fulfill certain standards for other ESG aspects. ESG assessment is based on Sustainalytics' transparent ESG performance rating model. The index components are equal-weighted; and the index is reviewed quarterly.

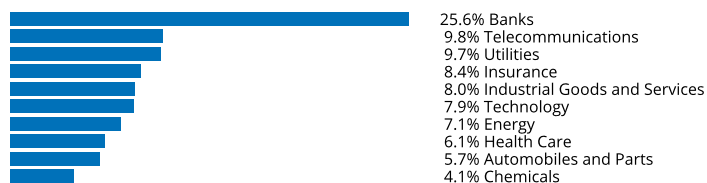
## Key facts

- »Offers balanced approach to ESG-conscious investing
- »Consistently picks companies whose initiatives are changing big business's relationship with the environment
- »Index performance less dependent on the performance of individual members due to the reduced importance of single components
- »Stronger representation of smaller companies, compared to a market capitalization-weighted version
- »Liquid benchmark

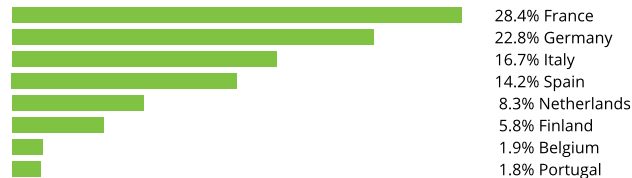
## Descriptive statistics

Index	Market cap (EUR bn.)		Components (EUR bn.)				Component weight (%)		Turnover (%)
	Full	Free-float	Mean	Median	Largest	Smallest	Largest	Smallest	Last 12 months
EURO iSTOXX Environmental 50 Equal Weight	N/A	100.4	2.0	2.0	2.4	1.1	2.4	1.1	45.6
EURO STOXX	7,032.4	5,017.5	17.2	6.9	245.1	1.5	4.9	0.0	3.0

## Supersector weighting (top 10)



## Country weighting



## Risk and return figures<sup>1</sup>

Index returns	Return (%)					Annualized return (%)				
	Last month	YTD	1Y	3Y	5Y	Last month	YTD	1Y	3Y	5Y
EURO iSTOXX Environmental 50 Equal Weight	-1.4	14.3	21.3	38.5	36.4	N/A	N/A	21.5	11.6	6.5
EURO STOXX	-3.1	22.4	20.8	37.8	38.8	N/A	N/A	21.0	11.4	6.9
Index volatility and risk	Annualized volatility (%)					Annualized Sharpe ratio				
	Last month	YTD	1Y	3Y	5Y	Last month	YTD	1Y	3Y	5Y
EURO iSTOXX Environmental 50 Equal Weight	N/A	N/A	15.8	17.8	20.2	N/A	N/A	1.0	0.6	0.3
EURO STOXX	N/A	N/A	15.9	17.8	19.9	N/A	N/A	1.0	0.6	0.3
Index to benchmark	Correlation					Tracking error (%)				
	Last month	YTD	1Y	3Y	5Y	Last month	YTD	1Y	3Y	5Y
EURO iSTOXX Environmental 50 Equal Weight	1.0	1.0	1.0	1.0	1.0	3.4	4.6	4.3	4.1	3.8
Index to benchmark	Beta					Annualized information ratio				
	Last month	YTD	1Y	3Y	5Y	Last month	YTD	1Y	3Y	5Y
EURO iSTOXX Environmental 50 Equal Weight	0.9	1.0	1.0	1.0	1.0	5.6	-0.0	0.1	0.0	-0.1

<sup>1</sup> For information on data calculation, please refer to [STOXX calculation reference guide](#).

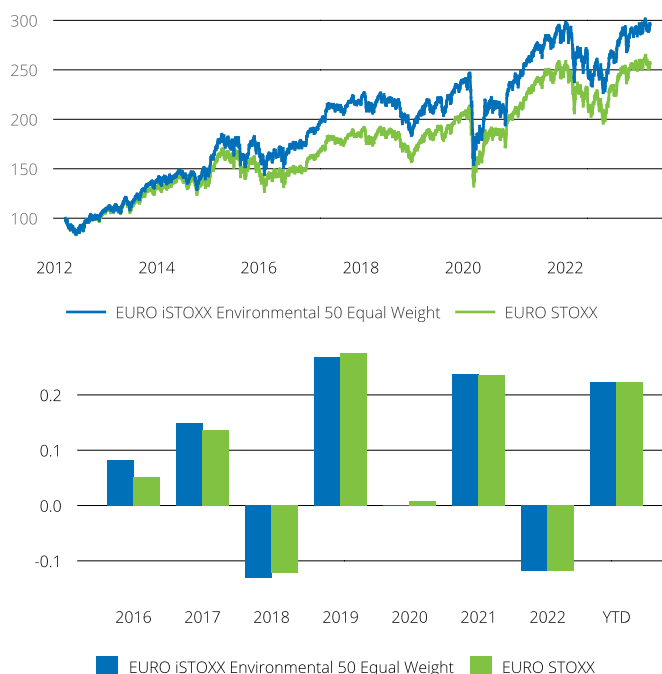
(EUR, gross return), all data as of Aug. 31, 2023

## ISTOXX INDICES

## EURO ISTOXX ENVIRONMENTAL 50 EQUAL WEIGHT

## Fundamentals (for last 12 months)

Index	Price/earnings incl. negative		Price/earnings excl. negative		Price/ book	Dividend yield (%) <sup>3</sup>	Price/ sales	Price/ cash flow
	Trailing	Projected	Trailing	Projected	Trailing	Trailing	Trailing	Trailing
EURO ISTOXX Environmental 50 Equal Weight	11.1	10.0	9.9	9.3	1.1	5.1	0.8	17.3
EURO STOXX	14.7	12.1	12.7	11.7	1.6	3.8	1.0	4.3

Performance and annual returns<sup>4</sup>

## Methodology

The parent index is the STOXX® Europe 600 Index. Components are selected if they come from a Eurozone country, are not in contravention of UN Global Compact principles or involved in controversial weapons activities, as identified by Sustainalytics, and have environmental (E), social (S) and governance (G) scores equal to or exceeding 50, as determined by Sustainalytics.

All eligible companies are ranked in descending order based on their free-float market capitalization. The 100 companies with the highest free-float market capitalization are ranked again in descending order based on their E score. The 50 companies with the highest E scores are selected for the index. The components are equal-weighted; and the index is reviewed quarterly. The detailed methodology including the calculation formula can be found in our rulebooks: [www.stoxx.com/rulebooks](http://www.stoxx.com/rulebooks)

## Versions and symbols

Index	ISIN	Symbol	Bloomberg	Reuters
Gross Return EUR	CH0459308562	ISXE50EG	ISXE50EG INDEX	.ISXE50EG
Price EUR	CH0459308521	ISXE50EP	ISXE50EP INDEX	.ISXE50EP
Price USD	CH0459308430	ISXE50UP		.ISXE50UP
Net Return USD	CH0459308463	ISXE50UN		.ISXE50UN
Gross Return USD	CH0459308497	ISXE50UG		.ISXE50UG
Net Return EUR	CH0459308539	ISXE50EN	ISXE50EN INDEX	.ISXE50EN

Complete list available here: [www.stoxx.com/data/vendor\\_codes.html](http://www.stoxx.com/data/vendor_codes.html)

## Quick facts

Weighting	Equal Weight
Cap factor	No cap
No. of components	50
Review frequency	Quarterly
Calculation/distribution	realtime 15 sec
Calculation hours	09:00:00 18:00:00
Base value/base date	100 as of Mar. 19, 2012
History	Available since Mar. 19, 2012
Inception date	Jan. 30, 2019

To learn more about the inception date, the currency, the calculation hours and historical values, please see our data vendor code sheet.

## CONTACT DETAILS

STOXX customer support | P +41 43 430 7272 | [customersupport@stoxx.com](mailto:customersupport@stoxx.com) | <https://qontigo.com/support/>

## DISCLAIMER

STOXX, Deutsche Boerse Group (DBAG) and their licensors, research partners or data providers do not make any warranties or representations, express or implied, with respect to the timeliness, sequence, accuracy, completeness, currentness, merchantability, quality or fitness for any particular purpose of its index data and exclude any liability in connection therewith. STOXX, DBAG and their licensors, research partners or data providers are not providing investment advice through the publication of indices or in connection therewith. In particular, the inclusion of a company in an index, its weighting, or the exclusion of a company from an index, does not in any way reflect an opinion of STOXX, DBAG or their licensors, research partners or data providers on the merits of that company. Financial instruments based on the STOXX® indices, DAX® indices or on any other indices supported by STOXX are in no way sponsored, endorsed, sold or promoted by STOXX, DBAG or their licensors, research partners or data providers.

## BACKTESTED PERFORMANCE

This document contains index performance data based on backtesting, i.e. calculations of how the index might have performed prior to launch if it had existed using the same index methodology and based on historical constituents. Backtested performance information is purely hypothetical and is provided in this document solely for information purposes. Backtested performance does not represent actual performance and should not be interpreted as an indication of actual performance.

## CUSTOMIZATION

The index can be used as a basis for the definition of STOXX® Customized Indices, which can be tailored to specific client or mandate needs. STOXX offers customization in almost unlimited forms for example in terms of component selection, weighting schemes and personalized calculation methodologies.

<sup>3</sup> gr. div. yield is calculated as gr. return index return minus price index return

<sup>4</sup> STOXX data from Mar. 19, 2012 to Aug. 31, 2023

(EUR, gross return), all data as of Aug. 31, 2023

ISTOXX INDICES

EURO ISTOXX ENVIRONMENTAL 50 EQUAL WEIGHT

Top 10 Components<sup>5</sup>

Company	Supersector	Country	Weight (%)
UNICREDIT	Banks	Italy	2.41
PHILIPS	Health Care	Netherlands	2.28
GRP SOCIETE GENERALE	Banks	France	2.28
BCO SANTANDER	Banks	Spain	2.22
BCO BILBAO VIZCAYA ARGENTARIA	Banks	Spain	2.20
ENI	Energy	Italy	2.17
MUENCHENER RUECK	Insurance	Germany	2.17
ING GRP	Banks	Netherlands	2.14
ALLIANZ	Insurance	Germany	2.14
CREDIT AGRICOLE	Banks	France	2.12

<sup>5</sup> Based on the composition as of Aug. 31, 2023