

# EURO ISTOXX SECTOR EXCLUSIONS

## Index description

EURO ISTOXX Sector Exclusions index is designed to measure the constituents of the EURO STOXX index, excluding companies within certain ICB Industries and ICB Sectors.

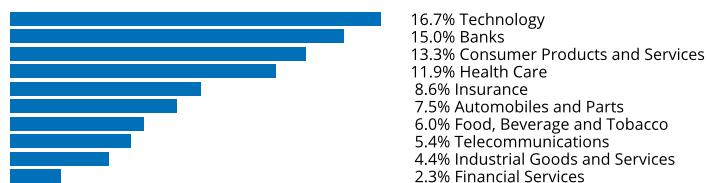
## Key facts

»Components are capped at a maximum weight of 5%

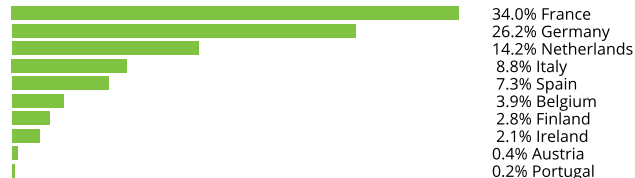
## Descriptive statistics

Index	Market cap (EUR bn.)		Components (EUR bn.)				Component weight (%)		Turnover (%)
	Full	Free-float	Mean	Median	Largest	Smallest	Largest	Smallest	Last 12 months
EURO ISTOXX Sector Exclusions	4,887.0	3,337.2	18.1	7.5	157.9	1.5	4.7	0.0	5.4
EURO STOXX	7,032.4	5,017.5	17.2	6.9	245.1	1.5	4.9	0.0	3.0

## Supersector weighting (top 10)



## Country weighting



## Risk and return figures<sup>1</sup>

Index returns	Return (%)					Annualized return (%)				
	Last month	YTD	1Y	3Y	5Y	Last month	YTD	1Y	3Y	5Y
EURO ISTOXX Sector Exclusions	-2.8	15.7	21.5	36.0	34.8	N/A	N/A	21.7	10.9	6.2
EURO STOXX	-3.1	21.1	19.9	35.0	34.1	N/A	N/A	20.1	10.6	6.1
Index volatility and risk	Annualized volatility (%)					Annualized Sharpe ratio				
	Last month	YTD	1Y	3Y	5Y	Last month	YTD	1Y	3Y	5Y
EURO ISTOXX Sector Exclusions	N/A	N/A	16.3	18.0	19.8	N/A	N/A	1.0	0.5	0.3
EURO STOXX	N/A	N/A	15.9	17.8	19.9	N/A	N/A	0.9	0.5	0.3
Index to benchmark	Correlation					Tracking error (%)				
	Last month	YTD	1Y	3Y	5Y	Last month	YTD	1Y	3Y	5Y
EURO ISTOXX Sector Exclusions	1.0	1.0	1.0	1.0	1.0	2.1	2.0	2.1	2.2	2.2
Index to benchmark	Beta					Annualized information ratio				
	Last month	YTD	1Y	3Y	5Y	Last month	YTD	1Y	3Y	5Y
EURO ISTOXX Sector Exclusions	1.0	1.0	1.0	1.0	1.0	1.5	1.5	0.6	0.1	0.0

<sup>1</sup> For information on data calculation, please refer to STOXX calculation reference guide.

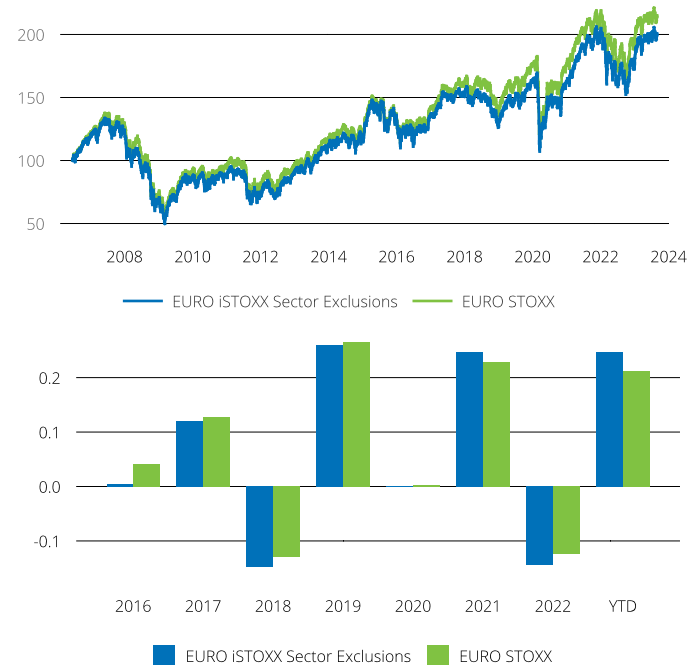
(EUR, net return), all data as of Aug. 31, 2023

# EURO ISTOXX SECTOR EXCLUSIONS

## Fundamentals (for last 12 months)

Index	Price/earnings incl. negative		Price/earnings excl. negative		Price/ book	Dividend yield (%) <sup>3</sup>	Price/ sales	Price/ cash flow
	Trailing	Projected	Trailing	Projected	Trailing	Trailing	Trailing	Trailing
EURO ISTOXX Sector Exclusions	14.5	11.8	12.4	11.5	1.5	2.9	1.2	7.1
EURO STOXX	14.7	12.1	12.7	11.7	1.6	2.9	1.0	4.3

## Performance and annual returns<sup>4</sup>



## Methodology

EURO ISTOXX Sector Exclusions index is designed to measure the constituents of the EURO STOXX index, excluding companies within certain ICB Industries and ICB Sectors that are listed as follows:

ICB Industry Energy

ICB Industry Utilities

ICB Industry Basic Materials

ICB Industry Industrials except ICB Sector Electronic and Electrical Equipment

## Versions and symbols

Index	ISIN	Symbol	Bloomberg	Reuters
Price	EUR	CH1195947556	ISXSE	.ISXSE
Net Return	EUR	CH1195947564	ISXSER	.ISXSER
Gross Return	EUR	CH1195947572	ISXSEGR	.ISXSEGR

Complete list available here: [www.stoxx.com/data/vendor\\_codes.html](http://www.stoxx.com/data/vendor_codes.html)

## Quick facts

Weighting	Free-float market capitalization
Cap factor	Each component at 5%
No. of components	Variable
Review frequency	Quarterly
Calculation/distribution	Realtime
Calculation hours	09:00:00 18:00:00
Base value/base date	100 as of June. 19, 2006
History	Available from June. 19, 2006
Inception date	July. 13, 2022
To learn more about the inception date, the currency, the calculation hours and historical values, please see our data vendor code sheet.	

## CONTACT DETAILS

STOXX customer support | P +41 43 430 7272 | [customersupport@stoxx.com](mailto:customersupport@stoxx.com) | <https://qontigo.com/support/>

## DISCLAIMER

STOXX, Deutsche Boerse Group (DBAG) and their licensors, research partners or data providers do not make any warranties or representations, express or implied, with respect to the timeliness, sequence, accuracy, completeness, currentness, merchantability, quality or fitness for any particular purpose of its index data and exclude any liability in connection therewith. STOXX, DBAG and their licensors, research partners or data providers are not providing investment advice through the publication of indices or in connection therewith. In particular, the inclusion of a company in an index, its weighting, or the exclusion of a company from an index, does not in any way reflect an opinion of STOXX, DBAG or their licensors, research partners or data providers on the merits of that company. Financial instruments based on the STOXX® indices, DAX® indices or on any other indices supported by STOXX are in no way sponsored, endorsed, sold or promoted by STOXX, DBAG or their licensors, research partners or data providers.

## BACKTESTED PERFORMANCE

This document contains index performance data based on backtesting, i.e. calculations of how the index might have performed prior to launch if it had existed using the same index methodology and based on historical constituents. Backtested performance information is purely hypothetical and is provided in this document solely for information purposes. Backtested performance does not represent actual performance and should not be interpreted as an indication of actual performance.

## CUSTOMIZATION

The index can be used as a basis for the definition of STOXX® Customized Indices, which can be tailored to specific client or mandate needs. STOXX offers customization in almost unlimited forms for example in terms of component selection, weighting schemes and personalized calculation methodologies.

<sup>3</sup> Net dividend yield is calculated as net return index return minus price index return

<sup>4</sup> STOXX data from Jun. 19, 2006 to Aug. 31, 2023

(EUR, net return), all data as of Aug. 31, 2023

ISTOXX INDICES

EURO ISTOXX SECTOR EXCLUSIONS

Top 10 Components<sup>5</sup>

Company	Supersector	Country	Weight (%)
LVMH MOET HENNESSY	Consumer Products and Services	France	4.73
ASML HLDG	Technology	Netherlands	4.54
SAP	Technology	Germany	4.19
SANOFI	Health Care	France	3.38
L'OREAL	Consumer Products and Services	France	2.95
SCHNEIDER ELECTRIC	Industrial Goods and Services	France	2.71
ALLIANZ	Insurance	Germany	2.71
BNP PARIBAS	Banks	France	2.10
DEUTSCHE TELEKOM	Telecommunications	Germany	2.05
HERMES INTERNATIONAL	Consumer Products and Services	France	2.00

<sup>5</sup> Based on the composition as of Aug. 31, 2023