

EURO ISTOXX EQUAL INDUSTRY 50 EW

Index description

The EURO iSTOXX Equal Industry 50 EW Index is comprised of companies with high free-float market cap from the EURO STOXX® Index, chosen in a way that ensures diversification across industries by selecting an equal number of companies from each industry and allocating equal weights to each one of them.

Key facts

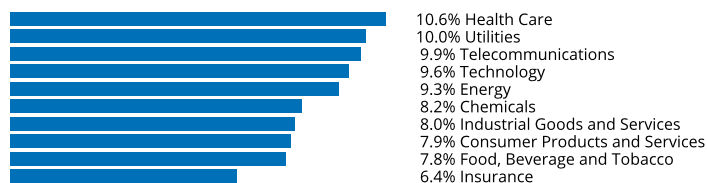
»Offers broad and liquid representation of the Eurozone region

»Ensures industry diversification by providing exposure to blue-chip companies from each industry in the Eurozone

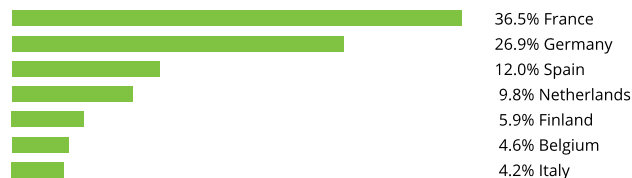
Descriptive statistics

Index	Market cap (EUR bn.)		Components (EUR bn.)				Component weight (%)		Turnover (%)
	Full	Free-float	Mean	Median	Largest	Smallest	Largest	Smallest	Last 12 months
EURO iSTOXX Equal Industry 50 EW	N/A	4,988.8	99.8	99.9	127.5	55.3	2.6	1.1	29.2
EURO STOXX	7,032.4	5,017.5	17.2	6.9	245.1	1.5	4.9	0.0	3.0

Supersector weighting (top 10)



Country weighting



Risk and return figures¹

Index returns	Return (%)					Annualized return (%)				
	Last month	YTD	1Y	3Y	5Y	Last month	YTD	1Y	3Y	5Y
EURO iSTOXX Equal Industry 50 EW	-2.2	8.3	12.9	22.6	19.6	N/A	N/A	13.0	7.1	3.7
EURO STOXX	-3.2	17.2	17.0	26.3	20.0	N/A	N/A	17.2	8.2	3.8
Index volatility and risk	Annualized volatility (%)					Annualized Sharpe ratio				
	Last month	YTD	1Y	3Y	5Y	Last month	YTD	1Y	3Y	5Y
EURO iSTOXX Equal Industry 50 EW	N/A	N/A	14.4	16.7	19.1	N/A	N/A	0.6	0.4	0.2
EURO STOXX	N/A	N/A	15.9	17.8	19.9	N/A	N/A	0.8	0.4	0.2
Index to benchmark	Correlation					Tracking error (%)				
	Last month	YTD	1Y	3Y	5Y	Last month	YTD	1Y	3Y	5Y
EURO iSTOXX Equal Industry 50 EW	1.0	1.0	1.0	1.0	1.0	3.1	3.7	3.4	3.1	3.1
Index to benchmark	Beta					Annualized information ratio				
	Last month	YTD	1Y	3Y	5Y	Last month	YTD	1Y	3Y	5Y
EURO iSTOXX Equal Industry 50 EW	0.9	0.8	0.9	0.9	0.9	3.5	-1.1	-1.1	-0.4	-0.1

¹ For information on data calculation, please refer to [STOXX calculation reference guide](#).

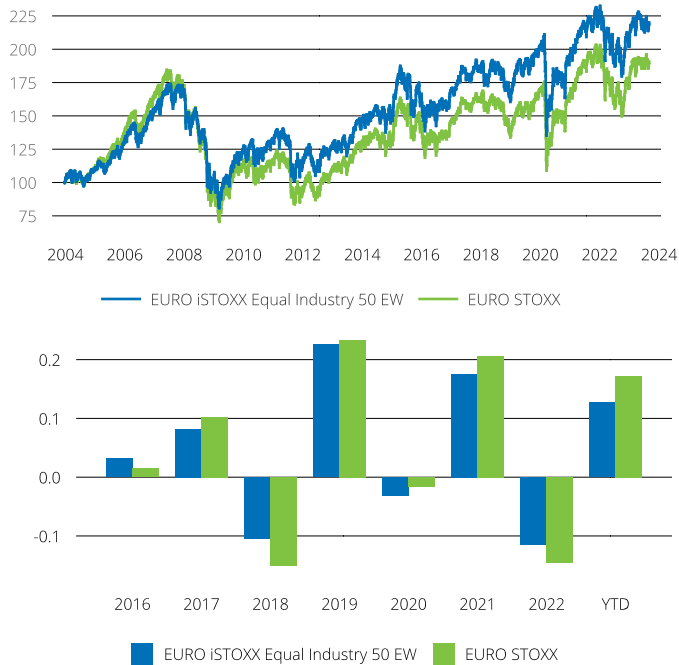
(EUR, price), all data as of Aug. 31, 2023

ISTOXX INDICES

EURO ISTOXX EQUAL INDUSTRY 50 EW

Fundamentals (for last 12 months)

Index	Price/earnings incl. negative		Price/earnings excl. negative		Price/ book	Dividend yield (%) ³	Price/ sales	Price/ cash flow
	Trailing	Projected	Trailing	Projected	Trailing	Trailing	Trailing	Trailing
EURO ISTOXX Equal Industry 50 EW	17.1	13.2	13.6	11.8	1.7	2.8	0.9	6.4
EURO STOXX	14.7	12.1	12.7	11.7	1.6	2.9	1.0	4.3

Performance and annual returns⁴

Methodology

The EURO STOXX Index serves as the universe for the EURO iSTOXX Equal Industry 50 EW Index. The five largest companies by free-float market capitalization from each ICB industry are selected for the final index composition. The components are weighted equally and the index is reviewed quarterly.

The detailed methodology including the calculation formula can be found in our rulebook: <http://www.stoxx.com/indices/rulebooks.html>

Versions and symbols

Index	ISIN	Symbol	Bloomberg	Reuters
Price EUR	CH0454426096	IXBN5EP	IXBN5EP INDEX	.IXBN5EP
Net Return USD	CH0454426088	IXBN5UN		.IXBN5UN
Gross Return EUR	CH0454426104	IXBN5EG	ISXEEIG INDEX	.IXBN5EG
Net Return EUR	CH0454426112	IXBN5EN	ISXEEIN INDEX	.IXBN5EN
Gross Return USD	CH0454426120	IXBN5UG		.IXBN5UG
Price USD	CH0454426138	IXBN5UP		.IXBN5UP

Complete list available here: www.stoxx.com/data/vendor_codes.html

Quick facts

Weighting	Price Weighted
Cap factor	0.01
No. of components	50
Review frequency	Quarterly
Calculation/distribution	realtime 15 sec
Calculation hours	09:00:00 18:00:00
Base value/base date	100 as of Dec. 19, 2003
History	37974
Inception date	Jan. 23, 2019

To learn more about the inception date, the currency, the calculation hours and historical values, please see our data vendor code sheet.

CONTACT DETAILS

STOXX customer support | P +41 43 430 7272 | customersupport@stoxx.com | <https://qontigo.com/support/>

DISCLAIMER

STOXX, Deutsche Boerse Group (DBAG) and their licensors, research partners or data providers do not make any warranties or representations, express or implied, with respect to the timeliness, sequence, accuracy, completeness, currentness, merchantability, quality or fitness for any particular purpose of its index data and exclude any liability in connection therewith. STOXX, DBAG and their licensors, research partners or data providers are not providing investment advice through the publication of indices or in connection therewith. In particular, the inclusion of a company in an index, its weighting, or the exclusion of a company from an index, does not in any way reflect an opinion of STOXX, DBAG or their licensors, research partners or data providers on the merits of that company. Financial instruments based on the STOXX® indices, DAX® indices or on any other indices supported by STOXX are in no way sponsored, endorsed, sold or promoted by STOXX, DBAG or their licensors, research partners or data providers.

BACKTESTED PERFORMANCE

This document contains index performance data based on backtesting, i.e. calculations of how the index might have performed prior to launch if it had existed using the same index methodology and based on historical constituents. Backtested performance information is purely hypothetical and is provided in this document solely for information purposes. Backtested performance does not represent actual performance and should not be interpreted as an indication of actual performance.

CUSTOMIZATION

The index can be used as a basis for the definition of STOXX® Customized Indices, which can be tailored to specific client or mandate needs. STOXX offers customization in almost unlimited forms for example in terms of component selection, weighting schemes and personalized calculation methodologies.

³ Net dividend yield is calculated as net return index return minus price index return

⁴ STOXX data from Dec. 19, 2003 to Aug. 31, 2023

ISTOXX INDICES

EURO ISTOXX EQUAL INDUSTRY 50 EW

Top 10 Components⁵

Company	Supersector	Country	Weight (%)
ARGENX	Health Care	Belgium	2.56
BCO SANTANDER	Banks	Spain	2.24
SAFRAN	Industrial Goods and Services	France	2.19
ENI	Energy	Italy	2.18
MUENCHENER RUECK	Insurance	Germany	2.18
ALLIANZ	Insurance	Germany	2.15
AIRBUS	Industrial Goods and Services	France	2.14
UPM KYMMENE	Basic Resources	Finland	2.14
AIR LIQUIDE	Chemicals	France	2.13
TOTALENERGIES	Energy	France	2.12

⁵ Based on the composition as of Aug. 31, 2023