

EURO STOXX TOTAL MARKET GROWTH LARGE

Index description

The STOXX Total Market (TM) Style indices are designed to enable investors to monitor the performance of Eurozone and European countries with similar growth and similar value characteristics. The index series also comprises large, mid and small Style indices.

The indices are based on how securities score with respect to six factors. The six factors that are applied to define a company's style designation are condensed into a single style score, leading to a number that measures a company's style purity. Index components are weighted by free-float market cap.

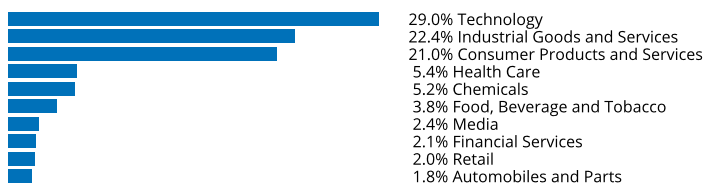
Key facts

» The indices enable investors to monitor the performance of European and Eurozone companies with similar style characteristics


Descriptive statistics

Index	Market cap (EUR bn.)		Components (EUR bn.)				Component weight (%)		Turnover (%)
	Full	Free-float	Mean	Median	Largest	Smallest	Largest	Smallest	Last 12 months
EURO STOXX Total Market Growth Large	2,909.4	1,924.1	43.7	27.4	245.1	0.5	12.7	0.0	23.9
EURO STOXX	7,032.4	5,017.5	17.2	6.9	245.1	1.5	4.9	0.0	3.0

Supersector weighting (top 10)



Country weighting



Risk and return figures¹

Index returns	Return (%)					Annualized return (%)				
	Last month	YTD	1Y	3Y	5Y	Last month	YTD	1Y	3Y	5Y
EURO STOXX Total Market Growth Large	-5.5	14.8	19.1	32.4	45.4	N/A	N/A	19.2	9.9	7.9
EURO STOXX	-3.1	21.1	19.9	35.0	34.1	N/A	N/A	20.1	10.6	6.1
Index volatility and risk	Annualized volatility (%)					Annualized Sharpe ratio				
	Last month	YTD	1Y	3Y	5Y	Last month	YTD	1Y	3Y	5Y
EURO STOXX Total Market Growth Large	N/A	N/A	19.0	20.5	21.1	N/A	N/A	0.7	0.4	0.3
EURO STOXX	N/A	N/A	15.9	17.8	19.9	N/A	N/A	0.9	0.5	0.3
Index to benchmark	Correlation					Tracking error (%)				
	Last month	YTD	1Y	3Y	5Y	Last month	YTD	1Y	3Y	5Y
EURO STOXX Total Market Growth Large	1.0	0.9	0.9	0.9	0.9	5.3	6.5	6.9	7.4	6.8
Index to benchmark	Beta					Annualized information ratio				
	Last month	YTD	1Y	3Y	5Y	Last month	YTD	1Y	3Y	5Y
EURO STOXX Total Market Growth Large	1.2	1.1	1.1	1.1	1.0	-5.3	0.3	-0.1	-0.1	0.2

¹ For information on data calculation, please refer to [STOXX calculation reference guide](#).

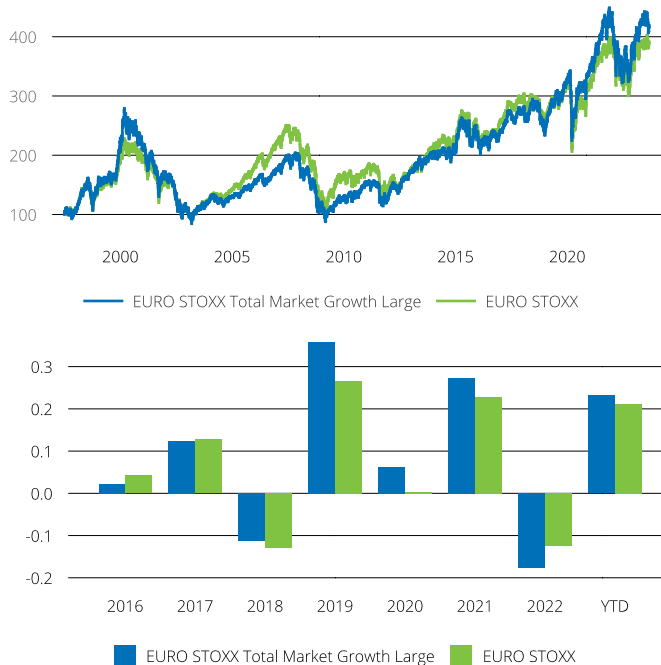
(EUR, net return), all data as of Aug. 31, 2023

STYLE INDICES

EURO STOXX TOTAL MARKET GROWTH LARGE

Fundamentals (for last 12 months)

Index	Price/earnings incl. negative		Price/earnings excl. negative		Price/ book	Dividend yield (%) ³	Price/ sales	Price/ cash flow
	Trailing	Projected	Trailing	Projected	Trailing	Trailing	Trailing	Trailing
EURO STOXX Total Market Growth Large	24.7	22.9	24.3	22.9	4.6	1.3	3.1	8.6
EURO STOXX	14.7	12.1	12.7	11.7	1.6	2.9	1.0	4.3

Performance and annual returns⁴

Methodology

The style characteristics of each stock are determined by analyzing six factors:

projected price-to-earnings ratio, trailing price-to-earnings ratio, price-to-book ratio projected earnings growth, trailing earnings growth, dividend yield.

The qualifying STOXX Europe TMI Large stocks are ranked according to six factors. For each stock the values of the six factors are z-scored for normalization. A multivariate cluster analysis is conducted to produce five clusters: Strong growth (SG) and weak growth (WG), strong value (SV) and weak value (WV) and neutral (NT). The detailed methodology including the calculation formula can be found in our rulebook:

www.stoxx.com/indices/rulebooks.html

Versions and symbols

Index	ISIN	Symbol	Bloomberg	Reuters
Net Return EUR	CH0012350044	SLGT	SLGT INDEX	.SLGT
Price EUR	CH0012350028	SLGE	SLGE INDEX	.SLGE
Price USD	CH0012350077	SLGK	SLGK INDEX	.SLGK
Net Return USD	CH0012350168	SLGU	SLGU INDEX	.SLGU

Complete list available here: www.stoxx.com/data/vendor_codes.html

Quick facts

Weighting	Free-float market cap
Cap factor	No
No. of components	Variable
Review frequency	Semi-annually (Mar. and Sep.)
Calculation/distribution	Price (EUR): realtime (every 15 seconds)
Calculation hours	Realtime: 9:00 am - 6:00 pm CET
Base value/base date	1,000 on Jun. 30, 1997
History	Available daily back to Jun. 30, 1997
Inception date	Jul. 18, 2001

CONTACT DETAILS

STOXX customer support | P +41 43 430 7272 | customersupport@stoxx.com | <https://qontigo.com/support/>

DISCLAIMER

STOXX, Deutsche Börse Group and their licensors, research partners or data providers do not make any warranties or representations, express or implied, with respect to the timeliness, sequence, accuracy, completeness, currentness, merchantability, quality or fitness for any particular purpose of its index data and exclude any liability in connection therewith. STOXX, Deutsche Börse Group and their licensors, research partners or data providers are not providing investment advice through the publication of indices or in connection therewith. In particular, the inclusion of a company in an index, its weighting, or the exclusion of a company from an index, does not in any way reflect an opinion of STOXX, Deutsche Börse Group or their licensors, research partners or data providers on the merits of that company. Financial instruments based on the STOXX® indices, DAX® indices or on any other indices supported by STOXX are in no way sponsored, endorsed, sold or promoted by STOXX, Deutsche Börse Group or their licensors, research partners or data providers.

BACKTESTED PERFORMANCE

This document contains index performance data based on backtesting, i.e. calculations of how the index might have performed prior to launch if it had existed using the same index methodology and based on historical constituents. Backtested performance information is purely hypothetical and is provided in this document solely for information purposes. Backtested performance does not represent actual performance and should not be interpreted as an indication of actual performance.

CUSTOMIZATION

The index can be used as a basis for the definition of STOXX® Customized Indices, which can be tailored to specific client or mandate needs. STOXX offers a wide range of customization, in terms of component selection, weighting schemes and personalized calculation methodologies.

³ Net dividend yield is calculated as net return index return minus price index return

⁴ STOXX data from Jun. 30, 1997 to Aug. 31, 2023

EURO STOXX TOTAL MARKET GROWTH LARGE

Top 10 Components⁵

Company	Supersector	Country	Weight (%)
ASML HLDG	Technology	Netherlands	12.74
LVMH MOET HENNESSY	Consumer Products and Services	France	10.55
SAP	Technology	Germany	7.26
SIEMENS	Industrial Goods and Services	Germany	5.41
L'OREAL	Consumer Products and Services	France	5.12
SCHNEIDER ELECTRIC	Industrial Goods and Services	France	4.71
AIR LIQUIDE	Chemicals	France	4.54
AIRBUS	Industrial Goods and Services	France	4.13
HERMES INTERNATIONAL	Consumer Products and Services	France	3.47
SAFRAN	Industrial Goods and Services	France	2.92

⁵ Based on the composition as of Aug. 31, 2023