

STOXX GLOBAL CLIMATE IMPACT EX GLOBAL COMPACT AND CONTROVERSIAL WEAPONS

Index description

The STOXX Climate Impact Ex Global Compact and Controversial Weapons indices include companies with CDP Performance Bands A to B- (pre-2016 Performance Band A to B). Band A and A- includes companies that are seen as leading companies in terms of climate change: these companies are disclosing particular 'actions' which mark them as leaders, as well as high scores across all other levels of the CDP Scoring matrix. Scoring requires detailed company-specific explanations. Band B & B- includes companies that 'manage' climate change: companies seek evidence of climate actions implemented and requires company-specific understanding of climate change related issues.

The indices exclude companies who are in contravention of Sustainalytics Global Standards Screening assessment or are involved in Controversial Weapons activities, as identified by Sustainalytics.

Additionally, stocks from ICB subsector Coal (ICB Code 60101040) are also excluded.

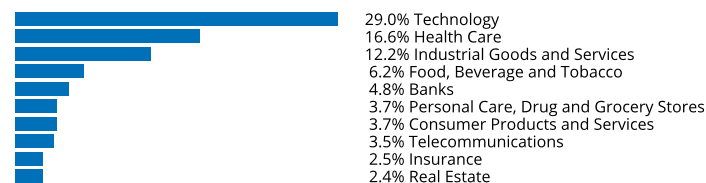
Key facts

- » Derived from STOXX's broad, yet liquid indices to ensure tradability.
- » The indices are unique in the sense that forward-looking carbon emission data is used to create broad, well-diversified indices that are suitable for ETFs, SPs as well as benchmark solutions.
- » Exclude companies that Sustainalytics considers to be non-compliant with the Sustainalytics Global Standards Screening assessment as well as companies identified to be involved with Controversial Weapons.
- » Exclude companies from ICB subsector Coal (ICB Code 60101040).
- » Reliable, independent data sources: CDP and Sustainalytics.


Descriptive statistics

| Index | Market cap (USD bn.) | | Components (USD bn.) | | | | Component weight (%) | | Turnover (%) |
|---|----------------------|------------|----------------------|--------|---------|----------|----------------------|----------|----------------|
| | Full | Free-float | Mean | Median | Largest | Smallest | Largest | Smallest | Last 12 months |
| STOXX Global Climate Impact Ex Global Compact and Controversial Weapons | N/A | 111,495.4 | 111.9 | 32.5 | 5603.0 | 0.4 | 5.0 | 0.0 | 15.8 |
| STOXX Global 1800 | 63,153.7 | 57,308.2 | 31.8 | 11.1 | 2,811.7 | 1.2 | 4.9 | 0.0 | 3.1 |

Supersector weighting (top 10)



Country weighting



Risk and return figures¹

| Index returns | Return (%) | | | | | Annualized return (%) | | | | |
|---|---------------------------|------|------|------|------|------------------------------|-----|------|------|------|
| | Last month | YTD | 1Y | 3Y | 5Y | Last month | YTD | 1Y | 3Y | 5Y |
| STOXX Global Climate Impact Ex Global Compact and Controversial Weapons | -2.1 | 18.4 | 21.0 | 34.7 | 61.5 | N/A | N/A | 21.2 | 10.5 | 10.2 |
| STOXX Global 1800 | -2.4 | 25.1 | 16.0 | 27.2 | 51.0 | N/A | N/A | 16.2 | 8.4 | 8.7 |
| Index volatility and risk | Annualized volatility (%) | | | | | Annualized Sharpe ratio | | | | |
| | Last month | YTD | 1Y | 3Y | 5Y | Last month | YTD | 1Y | 3Y | 5Y |
| STOXX Global Climate Impact Ex Global Compact and Controversial Weapons | N/A | N/A | 14.8 | 14.7 | 17.6 | N/A | N/A | 1.1 | 0.6 | 0.5 |
| STOXX Global 1800 | N/A | N/A | 15.7 | 15.6 | 18.2 | N/A | N/A | 0.8 | 0.5 | 0.5 |
| Index to benchmark | Correlation | | | | | Tracking error (%) | | | | |
| | Last month | YTD | 1Y | 3Y | 5Y | Last month | YTD | 1Y | 3Y | 5Y |
| STOXX Global Climate Impact Ex Global Compact and Controversial Weapons | 1.0 | 1.0 | 1.0 | 1.0 | 1.0 | 1.6 | 2.1 | 2.3 | 2.6 | 2.3 |
| Index to benchmark | Beta | | | | | Annualized information ratio | | | | |
| | Last month | YTD | 1Y | 3Y | 5Y | Last month | YTD | 1Y | 3Y | 5Y |
| STOXX Global Climate Impact Ex Global Compact and Controversial Weapons | 1.0 | 0.9 | 0.9 | 0.9 | 1.0 | 2.2 | 1.4 | 1.8 | 0.7 | 0.5 |

¹ For information on data calculation, please refer to [STOXX calculation reference guide](#).

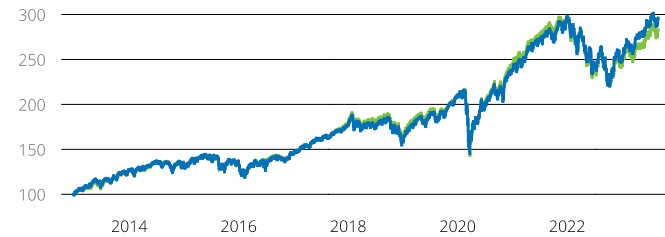
(USD, gross return), all data as of Aug. 31, 2023

THEME INDICES

STOXX GLOBAL CLIMATE IMPACT EX GLOBAL COMPACT AND

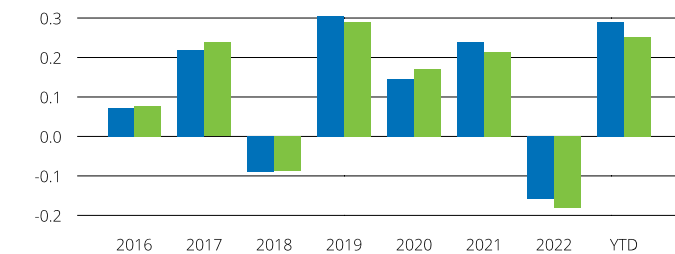
Fundamentals (for last 12 months)

| Index | Price/earnings incl. negative | | Price/earnings excl. negative | | Price/ book | Dividend yield (%) ³ | Price/ sales | Price/ cash flow |
|---|----------------------------------|-----------|----------------------------------|-----------|----------------|------------------------------------|-----------------|---------------------|
| | Trailing | Projected | Trailing | Projected | Trailing | Trailing | Trailing | Trailing |
| STOXX Global Climate Impact Ex Global Compact and Controversial Weapons | 21.6 | 17.6 | 19.9 | 17.5 | 3.1 | 2.8 | 2.0 | 10.8 |
| STOXX Global 1800 | 20.8 | 17.7 | 18.7 | 17.4 | 0.1 | 2.5 | 1.9 | 10.8 |

Performance and annual returns⁴

— STOXX Global Climate Impact Ex Global Compact and Controversial Weapons

— STOXX Global 1800



■ STOXX Global Climate Impact Ex Global Compact and Controversial Weapons

■ STOXX Global 1800

Versions and symbols

| Index | ISIN | Symbol | Bloomberg | Reuters |
|------------------|--------------|---------|---------------|----------|
| Gross Return USD | CH0355796274 | SXGCIUG | SXGCIUG INDEX | .SXGCIUG |
| Price EUR | CH0355795805 | SXGCIEP | | .SXGCIEP |
| Net Return EUR | CH0355796258 | SXGCIEI | SXGCIEI INDEX | .SXGCIEI |
| Gross Return EUR | CH0355796209 | SXGCIEG | | .SXGCIEG |
| Price USD | CH0355796381 | SXGCIUP | | .SXGCIUP |
| Net Return USD | CH0355796431 | SXGCIUN | | .SXGCIUN |

Complete list available here: www.stoxx.com/data/vendor_codes.html

Methodology

The STOXX Climate Impact Ex Global Compact and Controversial Weapons indices are selected from the STOXX Global 1800 universe, excluding stocks from ICB subsector Coal (ICB Code 60101040). Only companies with CDP Performance Bands A to B- (pre-2016 Performance Band A to B) are considered. STOXX will exclude the companies that Sustainalytics considers to be non-compliant with the Sustainalytics Global Standards Screening assessment as well as companies identified to be involved with Controversial Weapons.

Quick facts

| | |
|--------------------------|--|
| Weighting | Price weighted with a weight factor based on the free-float market |
| Cap factor | 5% on component level |
| No. of components | Variable |
| Review frequency | Components: Annually. Shares, Free Float and Weight Factor: |
| Calculation/distribution | See vendor code sheet |
| Calculation hours | End-of-day |
| Base value/base date | 100 on Dec. 24, 2012 |
| Inception date | Mar. 7, 2017 |

To learn more about the inception date, the currency, the calculation hours and historical values, please see our data vendor code sheet.

CONTACT DETAILS

STOXX customer support | P +41 43 430 7272 | customersupport@stoxx.com | <https://qontigo.com/support/>

DISCLAIMER

STOXX, Deutsche Boerse Group (DBAG) and their licensors, research partners or data providers do not make any warranties or representations, express or implied, with respect to the timeliness, sequence, accuracy, completeness, currentness, merchantability, quality or fitness for any particular purpose of its index data and exclude any liability in connection therewith. STOXX, DBAG and their licensors, research partners or data providers are not providing investment advice through the publication of indices or in connection therewith. In particular, the inclusion of a company in an index, its weighting, or the exclusion of a company from an index, does not in any way reflect an opinion of STOXX, DBAG or their licensors, research partners or data providers on the merits of that company. Financial instruments based on the STOXX® indices, DAX® indices or on any other indices supported by STOXX are in no way sponsored, endorsed, sold or promoted by STOXX, DBAG or their licensors, research partners or data providers.

BACKTESTED PERFORMANCE

This document contains index performance data based on backtesting, i.e. calculations of how the index might have performed prior to launch if it had existed using the same index methodology and based on historical constituents. Backtested performance information is purely hypothetical and is provided in this document solely for information purposes. Backtested performance does not represent actual performance and should not be interpreted as an indication of actual performance.

CUSTOMIZATION

The index can be used as a basis for the definition of STOXX® Customized Indices, which can be tailored to specific client or mandate needs. STOXX offers customization in almost unlimited forms for example in terms of component selection, weighting schemes and personalized calculation methodologies.

³ gr. div. yield is calculated as gr. return index return minus price index return

⁴ STOXX data from Dec. 24, 2012 to Aug. 31, 2023

(USD, gross return), all data as of Aug. 31, 2023

THEME INDICES

STOXX GLOBAL CLIMATE IMPACT EX GLOBAL COMPACT AND
CONTROVERSIAL WEAPONSTop 10 Components⁵

| Company | Supersector | Country | Weight (%) |
|-------------------------|---------------------------------|---------|------------|
| Apple Inc. | Technology | USA | 5.03 |
| Microsoft Corp. | Technology | USA | 4.87 |
| NVIDIA Corp. | Technology | USA | 3.86 |
| ALPHABET CLASS C | Technology | USA | 2.55 |
| META PLATFORMS CLASS A | Technology | USA | 2.09 |
| Eli Lilly & Co. | Health Care | USA | 1.46 |
| UnitedHealth Group Inc. | Health Care | USA | 1.42 |
| Johnson & Johnson | Health Care | USA | 1.33 |
| VISA Inc. Cl A | Industrial Goods and Services | USA | 1.27 |
| Procter & Gamble Co. | Personal Care, Drug and Grocery | USA | 1.12 |

⁵ Based on the composition as of Aug. 31, 2023