STOXX EUROPE 600 ESG TARGET

Index description

STOXX ESG Target indices aim to provide a strong ESG tilt to the benchmark index while maintaining low tracking error to the benchmark index. The weight of each constituent security is determined through an optimization process that is designed to ensures diversification and uses Axioma's Risk Models and Optimizer.

Key facts

»STOXX ESG Target Indices maximize the ESG tilt while keeping tracking error to the benchmark index below 1% .

»The aggregate ESG scores of the STOXX ESG Target Indices are substantially improved over the benchmark index.

»Turnover is held to levels comparable to the benchmark index.

Descriptive statistics

Index	Market cap (EUR bn.)		Components (EUR bn.)				Component weight (%)		Turnover (%)
	Full	Free-float	Mean	Median	Largest	Smallest	Largest	Smallest	Last 12 months
STOXX Europe 600 ESG Target	N/A	99.5	0.4	0.2	3.4	0.0	3.4	0.0	7.5
STOXX Europe 600	12,480.3	9,795.9	16.3	5.9	296.4	1.5	3.0	0.0	3.4

Supersector weighting (top 10)

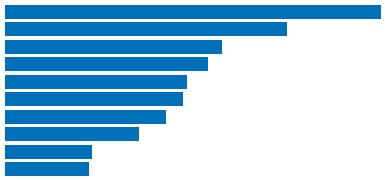

15.9% Health Care
11.9% Industrial Goods and Services
9.1% Banks
8.5% Consumer Products and Services
7.6% Insurance
7.5% Technology
6.8% Energy
5.6% Food, Beverage and Tobacco
3.6% Telecommunications
3.5% Utilities

Country weighting

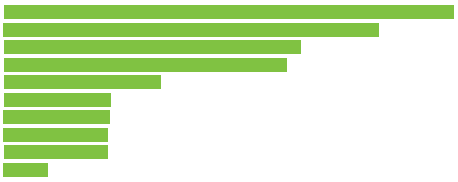

21.2% UK
17.6% France
13.9% Switzerland
13.3% Germany
7.4% Netherlands
5.0% Spain
5.0% Italy
4.9% Denmark
4.9% Sweden
2.1% Norway

Risk and return figures[1]

Index returns	Return (%)					Annualized return (%)				
	Last month	YTD	1Y	3Y	5Y	Last month	YTD	1Y	3Y	5Y
STOXX Europe 600 ESG Target	-2.3	10.7	13.5	35.9	38.7	N/A	N/A	13.6	10.9	6.8
STOXX Europe 600	-2.5	17.0	14.1	36.8	39.7	N/A	N/A	14.2	11.1	7.0
Index volatility and risk	**Annualized volatility (%)**					**Annualized Sharpe ratio**				
STOXX Europe 600 ESG Target	N/A	N/A	14.2	15.7	18.0	N/A	N/A	0.7	0.6	0.4
STOXX Europe 600	N/A	N/A	14.0	15.6	18.0	N/A	N/A	0.7	0.6	0.4
Index to benchmark	**Correlation**					**Tracking error (%)**				
STOXX Europe 600 ESG Target	1.0	1.0	1.0	1.0	1.0	0.8	1.0	1.1	1.2	1.3
Index to benchmark	**Beta**					**Annualized information ratio**				
STOXX Europe 600 ESG Target	1.0	1.0	1.0	1.0	1.0	3.3	-0.3	-0.4	-0.2	-0.1

[1] For information on data calculation, please refer to STOXX calculation reference guide.

(EUR, gross return), all data as of Aug. 31, 2023

ENVIRONMENTAL SOCIAL

STOXX EUROPE 600 ESG TARGET

Fundamentals (for last 12 months)

Index	Price/earnings incl. negative		Price/earnings excl. negative		Price/ book	Dividend yield (%) [3]	Price/ sales	Price/ cash flow
	Trailing	Projected	Trailing	Projected	Trailing	Trailing	Trailing	Trailing
STOXX Europe 600 ESG Target	14.0	12.4	12.2	12.2	1.8	3.9	1.3	4.9
STOXX Europe 600	13.9	12.3	12.3	12.1	1.8	3.7	1.2	11.3

Performance and annual returns[4]

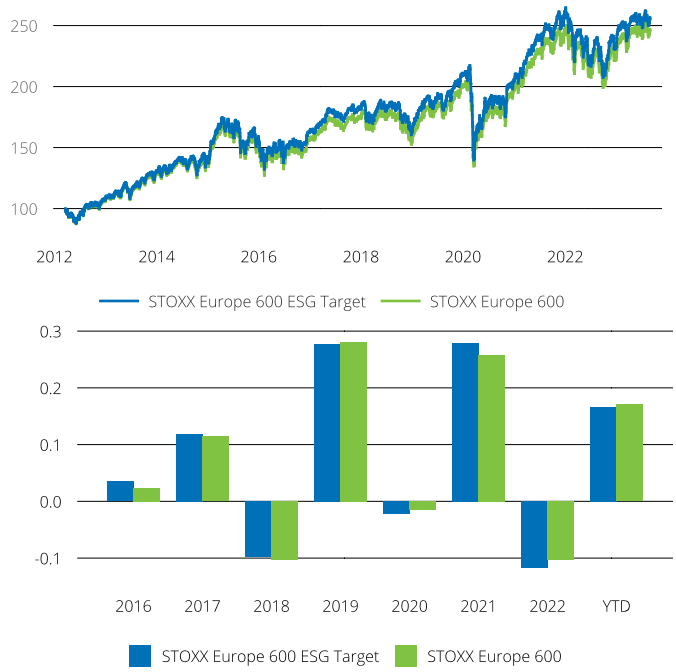

Methodology

The weighting of each constituent security in STOXX ESG Target Indices is determined by optimization to maximize the ESG tilt to the benchmark index. In addition, the methodology constrains the tracking error to a maximum value, quarterly turnover to a maximum value, and limits the active country and industry exposures.

Versions and symbols

Index		ISIN	Symbol	Bloomberg	Reuters
Gross Return	EUR	CH1105446996	SXXWEHA		.SXXWEHA
Net Return	EUR	CH1105447101	SXXREHA	SXXREHA INDEX	.SXXREHA
Price	EUR	CH1105446814	SXXPEHA	SXXPEHA INDEX	.SXXPEHA
Gross Return	USD	CH1105446871	SXXZEHA		.SXXZEHA
Net Return	USD	CH1105446731	SXXVEHA	SXXVEHA INDEX	.SXXVEHA
Price	USD	CH1105446970	SXXLEHA	SXXLEHA INDEX	.SXXLEHA

Complete list available here: www.stoxx.com/data/vendor_codes.html

Quick facts

Weighting	Optimization
Cap factor	4.5% / 8% / 35%
No. of components	Variable
Review frequency	Quarterly (Mar., Jun., Sep., Dec)
Calculation/distribution	realtime 15 sec
Calculation hours	09:00:00 18:00:00
Base value/base date	100 as of Mar. 19, 2012
History	Available from Mar. 19, 2036
Inception date	Apr. 22, 2021

To learn more about the inception date, the currency, the calculation hours and historical values, please see our data vendor code sheet.

CONTACT DETAILS
STOXX customer support | P +41 43 430 7272 | customersupport@stoxx.com | https://qontigo.com/support/

DISCLAIMER
STOXX, Deutsche Boerse Group (DBAG) and their licensors, research partners or data providers do not make any warranties or representations, express or implied, with respect to the timeliness, sequence, accuracy, completeness, currentness, merchantability, quality or fitness for any particular purpose of its index data and exclude any liability in connection therewith. STOXX, DBAG and their licensors, research partners or data providers are not providing investment advice through the publication of indices or in connection therewith. In particular, the inclusion of a company in an index, its weighting, or the exclusion of a company from an index, does not in any way reflect an opinion of STOXX, DBAG or their licensors, research partners or data providers on the merits of that company. Financial instruments based on the STOXX® indices, DAX® indices or on any other indices supported by STOXX are in no way sponsored, endorsed, sold or promoted by STOXX, DBAG or their licensors, research partners or data providers.

BACKTESTED PERFORMANCE
This document contains index performance data based on backtesting, i.e. calculations of how the index might have performed prior to launch if it had existed using the same index methodology and based on historical constituents. Backtested performance information is purely hypothetical and is provided in this document solely for information purposes. Backtested performance does not represent actual performance and should not be interpreted as an indication of actual performance.

CUSTOMIZATION
The index can be used as a basis for the definition of STOXX® Customized Indices, which can be tailored to specific client or mandate needs. STOXX offers customization in almost unlimited forms for example in terms of component selection, weighting schemes and personalized calculation methodologies.

[3] gr. div. yield is calculated as gr. return index return minus price index return
[4] STOXX data from Mar. 19, 2012 to Aug. 31, 2023

ENVIRONMENTAL SOCIAL

STOXX EUROPE 600 ESG TARGET

Top 10 Components[5]

Company	Supersector	Country	Weight (%)
NOVO NORDISK B	Health Care	Denmark	3.37
ASML HLDG	Technology	Netherlands	3.11
NESTLE	Food, Beverage and Tobacco	Switzerland	2.70
LVMH MOET HENNESSY	Consumer Products and Services	France	2.35
ROCHE HLDG P	Health Care	Switzerland	2.32
ASTRAZENECA	Health Care	UK	2.27
SAP	Technology	Germany	1.96
RELX PLC	Media	UK	1.68
NOVARTIS	Health Care	Switzerland	1.68
ALLIANZ	Insurance	Germany	1.66

[5] Based on the composition as of Aug. 31, 2023