

# EQUITY INDEX

# DAX<sup>®</sup> ESG TARGET INDEX

FACTSHEET 1/2

DAX <sup>®</sup> FAMILY					
REGIONS	ESG	SIZES	SECTORS	BLUE CHIPS	STYLE & THEME

## SCOPE AND OBJECTIVE

The objective of the DAX ESG Target Index is to reflect the DAX Index while maximizing its ESG score and at the same time reducing its carbon intensity by at least 30%. The predicted tracking error is constrained with respect to the parent index. The index uses Sustainalytics' Global Standards Screening as well as ESG exclusion filters for Severe Controversies, Weapons (Controversial Weapons, Military Contracting, Small Arms), Tobacco, Thermal Coal, Nuclear Power and Oil Sands.

## KEY FACTS

- The index consists of 40 large ESG screened German securities listed on the Frankfurt Stock Exchange (FSE).
- The screens applied are based on responsible policies and aim to reduce reputational and idiosyncratic risks
- Screening is provided by award winning ESG data provider Sustainalytics
- The component weights are derived through an optimization process with the goal of maximizing the portfolio ESG score and reducing carbon intensity relative to the DAX Index by at least 30%
- The Index is aligned with the SFDR<sup>1</sup> Article 8 and is considered as an ESG-Product (3) under the German associations concept<sup>2</sup>
- The index is suitable as underlying for ETFs, mandates, passive funds, structured products, and listed derivatives

## INDEX METHODOLOGY

The universe for the DAX ESG Target is defined by all stocks included in the HDAX<sup>®</sup> Index, which comprises the joint set of companies included in DAX, MDAX<sup>®</sup> and TecDAX<sup>®</sup>

Companies identified as non-compliant based on Sustainalytics' Global Standards Screening assessment, or which are involved in Weapons (Controversial Weapons, Military Contracting, Small Arms), Tobacco, Thermal Coal, Nuclear Power and Oil Sands are not eligible for selection.


The selection is a twostep approach: First, companies from the DAX Index that pass ESG screens are selected. Secondly, to reach the same number of constituents as in DAX Index, the largest companies from the HDAX with suitable ESG scores are selected. The weights are derived through an optimization process with the goal of maximizing the portfolio ESG Score. Securities are capped at 10% on a component level.

## VERSIONS AND SYMBOLS

DAX ESG TARGET	ISIN	Symbol	Bloomberg	Reuters
EUR Gross Return	DE000A3CLUH8	DAXESGT	DAXESGT INDEX	.DAXESGT
EUR Net Return	DE000A3CLUJ4	DAXESGTN	DAXESGTN INDEX	.DAXESGTN
EUR Price	DE000A3CLUK2	DAXESGTK	DAXESGTK INDEX	.DAXESGTK
USD Gross Return	DE000A3CLUL0	DAXESGTU		.DAXESGTU
USD Net Return	DE000A3CLUM8	DAXESGTV		.DAXESGTV
USD Price	DE000A3CLUN6	DAXESGTL		.DAXESGTL

## COMPOSITION

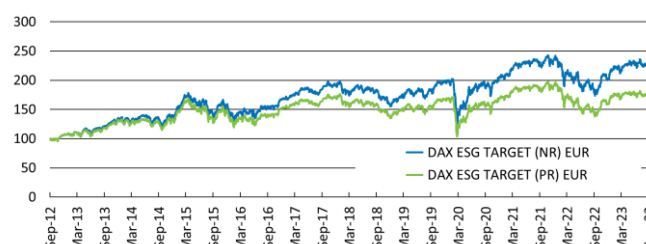
### SECTOR ALLOCATION



Largest components	Index weight	MCAP <sup>1</sup> [EUR bn]	Currency
SAP SE O.N.	9.5%	9.4	EUR
SIEMENS AG NA O.N.	9.3%	9.2	EUR
ALLIANZ SE NA O.N.	8.9%	8.9	EUR
DT.TELEKOM AG NA	7.2%	7.1	EUR
MUENCH.RUECKVERS.VNA O.N.	5.9%	5.8	EUR

<sup>1</sup> Capped free-float market cap

## INDEX PERFORMANCE



## QUICK FACTS

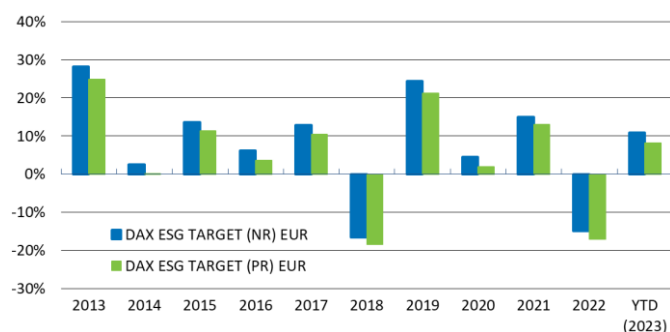
Weighting scheme	Price weighted, according to optimization
Recomposition	Quarterly
Rebalancing	Quarterly
Components	40
Component capping	10%
Corporate action and dividends	According to the Guide to the DAX Equity Indices
Currencies	EUR, USD
Calculation hours & frequencies	9:00 – 17:55 CET (realtime, 1 sec)
Launch date	Mar. 31, 2021
Base value	1,000 as of Sep. 24, 2012
History	Available since Sep. 24, 2012

<sup>1</sup> based on SFDR principal-based Level 1 requirements as of 10 March 2021

<sup>2</sup> Pre-final, as of Q4 2021

# DAX<sup>®</sup> ESG TARGET INDEX

## ANNUAL RETURNS



## KEY FIGURES

Name	DAX ESG@TARGET (NR)	DAX ESG@TARGET (PR)
	EUR	EUR
Performance YTD	10.9%	8.2%
Performance 1 Y	28.2%	25.1%
Performance 3 Y (annualized)	5.3%	2.9%
Performance 5 Y (annualized)	4.3%	1.8%
Volatility 30 D (annualized)	9.9%	9.9%
Volatility 1 Y (annualized)	15.0%	14.9%
Sharpe ratio 1 Y	1.57	1.41
Market capitalization (EUR bn) <sup>1</sup>	99.1	99.1
Market capitalization (USD bn) <sup>1</sup>	104.9	104.9
ADTV (3 months, EUR mn)	107	107
P/E (trailing)	15.3	15.3
P/E (projected)	11.5	11.5
Dividend yield 1 Y	3.0%	-
Price/Book	1.4	1.4

<sup>1</sup>Capped free-float market cap

### ABOUT STOXX

Qontigo's index provider STOXX Ltd. is part of Deutsche Börse Group and the administrator of the DAX indices under the European Benchmark Regulation.

STOXX Ltd. is an independent, leading index specialist. STOXX Ltd. is providing innovative index solutions for global markets and across all asset classes. The indices are licensed to the world's largest issuers of financial products, capital owners and asset managers as well as to more than 500 companies around the world.

### CUSTOMISATION

The index can be used as basis for the definition of customized indices, which can be tailored to specific client or mandate needs. STOXX Ltd. offers customization in almost unlimited forms for example in terms of component selection, weighting schemes and personalized calculation methodologies.

### DISCLAIMER

DAX<sup>®</sup> and DAXglobal<sup>®</sup> are registered trademarks. The use of the DAX or DAXglobal indices and other indices, calculated by STOXX Ltd., as well as the use of the respective index data for financial products or for other purposes requires a special license. STOXX Ltd. does not make any warranties or representations, express or implied, with respect to the

timeliness, sequence, accuracy, completeness, currentness, merchantability, quality or fitness for any particular purpose of its index data. STOXX Ltd. is not providing investment advice through the publication of indices or in connection therewith. In particular, the inclusion of a company in an index, its weighting, or the exclusion of a company from an index, does not in any way reflect an opinion of STOXX Ltd. on the merits of that company. Financial instruments based on DAX indices are in no way sponsored, endorsed, sold, or promoted by STOXX Ltd.

### BACKTESTED PERFORMANCE ASSESSMENT

This document contains index performance data based on back testing, i.e. calculations of how the index might have performed prior to launch if it had existed using the same index methodology and based on historical constituents. Backtested performance information is purely hypothetical and is provided in this document solely for information purposes. Backtested performance does not represent actual performance and should not be interpreted as an indication of actual performance.

### STOXX Ltd. is part of Qontigo

### CONTACT

STOXX Customer Support  
P +41 43 430 72 72  
customersupport@stoxx.com

Zug/Headquarters  
P +41 43 430 71 60  
www.stoxx.com

Frankfurt: P +49-(0)69-2 11-0  
London: P +44-(0)20-7862-7680

New York: P +1-646-876-2030

Hong Kong: P +852-2530-7862  
Tokyo: P +81-3-4578-6688