

OVERVIEW

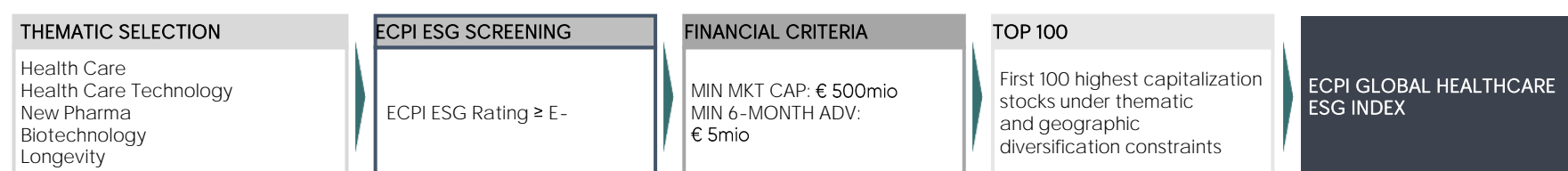
The ECPI Global ESG Healthcare Innovation Index is an equally weighted equity index designed to offer investors exposure to listed companies in global developed markets characterized by a positive ESG profile active in the fields of Health Care, Health Care Technology, New Pharmaceutical solutions, Biotechnology, and Life Expectancy and senior population care needs.

KEY DATA

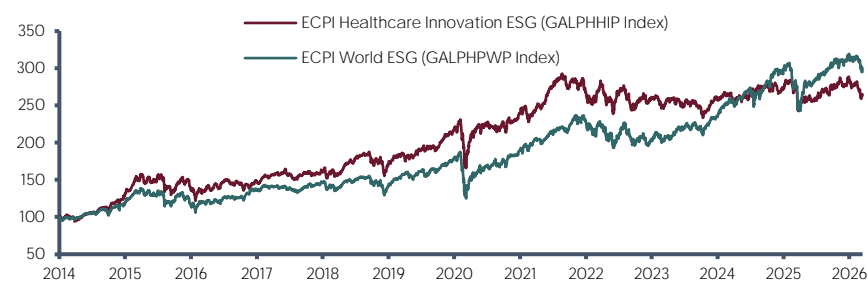
Ticker	GALPHHIP - GALPHHIR - GALPHHIN	Currency	EUR and LC
Weighting	Equal Weighted	Historical Series Since	January 17, 2014
Rebalancing Frequency	Semi Annual	Index Rules	https://www.ecpigroup.com/

CONSTITUENTS SELECTION: METHODOLOGY

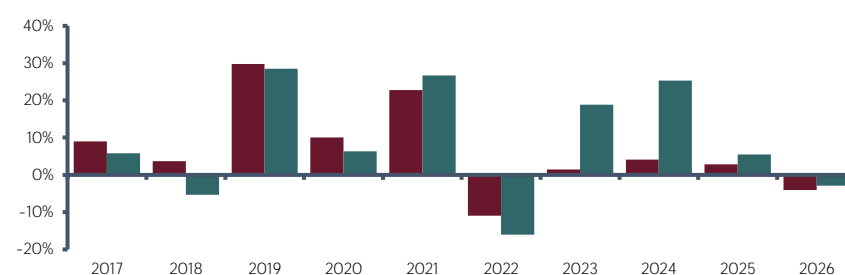
The ECPI ESG Rating Methodology is a rule based process focusing on a company's Environmental, Social and Governance performance. ECPI ESG Rating is a synthetic measure of these performances, based on a set of indicators defined by the ECPI ESG Rating Methodology. The ECPI Rating scale goes from F (Ineligible) to EEE, with EEE being the highest grade.



HISTORICAL PERFORMANCE



ANNUAL PERFORMANCE



RELATIVE ANALYSIS	GALPHHIP	GALPHPWP
Alpha Wrt Comparable	1.15%	
Beta Wrt Comparable	0.76	
Sharpe Ratio	0.53	0.56
Information Ratio	-0.14	

FUNDAMENTALS	
Dividend Yield	1.29
Price/Earning Trailing	21.88
Price/Earning Forward	18.02
Price/Book Value	2.77
Price/Cash Flow	14.56
Price/Sales	1.46

RETURN	GALPHHIP	GALPHPWP
YTD	-4.06%	-2.92%
1Y	-1.19%	9.46%
3Y	4.74%	43.68%
5Y	9.27%	48.09%
7Y	42.58%	91.37%
CAGR	8.31%	9.42%
Data From/To	01/17/2014	03/31/2026

RETURN	GALPHHIP	GALPHPWP
Annual Volatility	13.71%	14.99%
Var 95%	-22.62%	-24.73%
Var 99%	-31.94%	-34.92%
Max Drawdown	-28.13%	-33.26%
Start of Max Dd Period	02/19/2020	02/19/2020
End of Max Dd	03/23/2020	03/23/2020
End of Recovery Period	11/13/2020	01/08/2021

INDEX CHARACTERISTICS

Components	100	Largest Mkt Cap (Eur)	753,056,299,158.13	
Micro-cap	0	0.00%	Smallest Mkt Cap (Eur)	1,282,834,369.03
Small-cap	2	2.28%	Average Mkt Cap (Eur)	64,281,136,829.11
Mid-cap	23	23.20%	Median Mkt Cap (Eur)	25,155,924,265.08
Large-cap	67	66.41%	Index Mkt Cap (Eur)	6,428,113,682,911.42
Mega-cap	8	8.11%	Top 10 Holdings Weight	12.67%

