

**OVERVIEW**

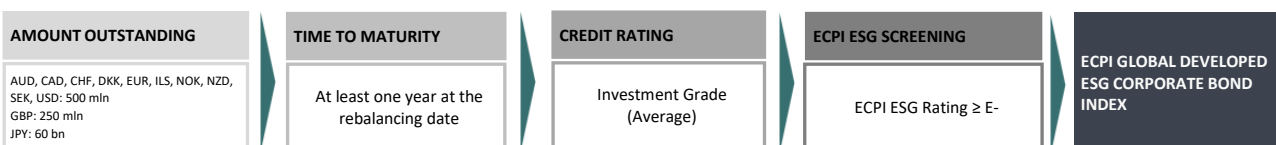
The Index selects bonds issued by corporate entities in the Global Developed Markets which are eligible investments according to ECPI ESG Rating Methodology.

**KEY DATA**

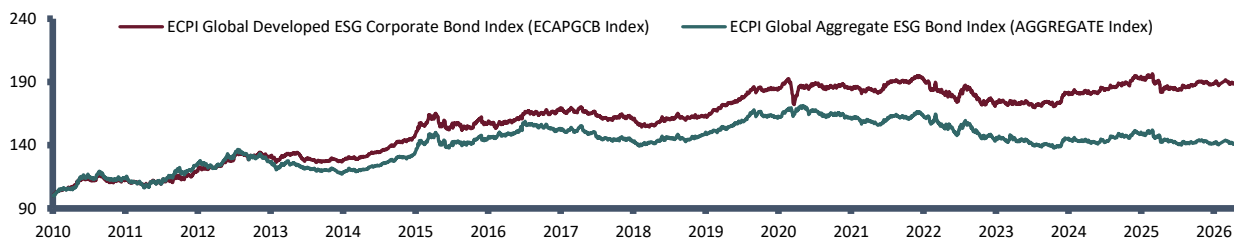
<b>Ticker</b>	ECAPGCB Index	<b>Duration</b>	5.76
<b>Components</b>	Floating	<b>Convexity</b>	0.69
<b>Weighting</b>	Cap Weighted	<b>Annual Yield</b>	4.98
<b>Min Amount Outstanding</b>	AUD, CAD, CHF, DKK, EUR, ILS, NOK, NZD, SEK, USD: 500 mln   GBP: 250 mln   JPY: 60 bn	<b>Coupon</b>	3.86
<b>Min Residual Life</b>	One year	<b>Number Of Bonds</b>	9692
<b>Rebalancing Frequency</b>	Monthly	<b>Historical Series Since</b>	January 3, 2001
<b>Currency</b>	EUR	<b>Index Rules</b>	<a href="https://www.stoxx.com/">https://www.stoxx.com/</a>

**CONSTITUENTS SELECTION: METHODOLOGY**

The ECPI ESG (Environmental, Social and Governance) Screening Methodology analyses issuers along a wide and comprehensive set of indicators grouped in the following macro-categories: Environmental strategy; Environmental management; Products (industry specific); Production process (industry specific); Community relations; Employees and human capital; Markets: Corporate governance & shareholders.

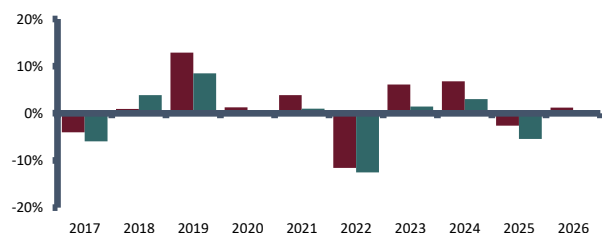


**PERFORMANCE**

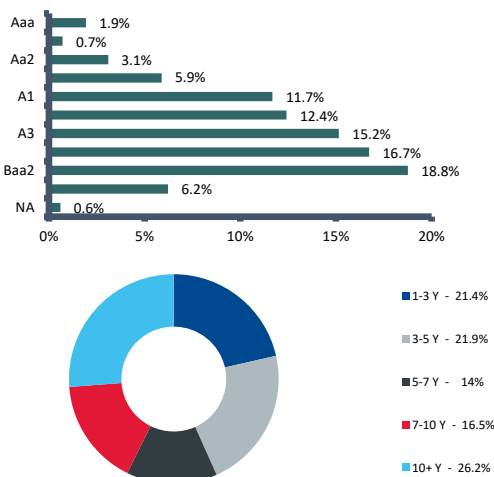


Aggregate = 80% ECAPDGB + 20% ECAPGCB

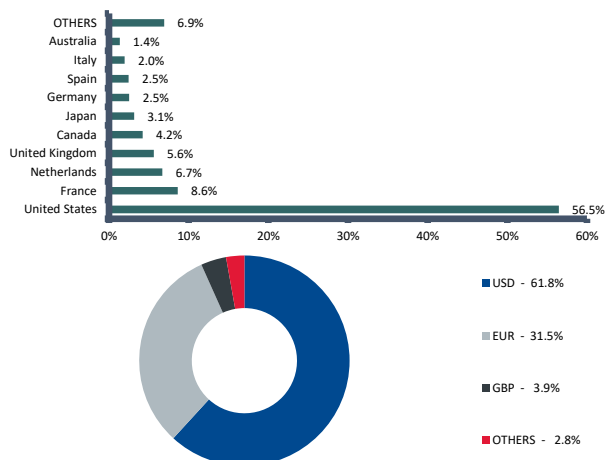
RETURN	ECAPGCB	AGGREGATE	RELATIVE ANALYSIS	ECAPGCB	AGGREGATE
<b>YTD</b>	1.18%	0.31%	<b>Alpha Wrt Comparable</b>	1.97%	
<b>1Y</b>	2.71%	-1.18%	<b>Beta Wrt Comparable</b>	0.89	
<b>3Y</b>	9.71%	-1.32%	<b>Sharpe Ratio</b>	0.49	0.18
<b>5Y</b>	4.40%	-9.40%	<b>Information Ratio</b>	0.72	
<b>7Y</b>	8.77%	-10.08%	<b>Data From/To</b>	4-Jan-10	29-May-26
<b>CAGR</b>	4.01%	2.15%			
RISK	ECAPGCB	AGGREGATE			
<b>Annual Volatility</b>	6.11%	6.32%			
<b>Var 95%</b>	-10.09%	-10.42%			
<b>Var 99%</b>	-14.24%	-14.72%			
<b>Max Drawdown</b>	-13.02%	-19.53%			
<b>Start Of Max Dd Period</b>	7-Dec-21	7-May-20			
<b>End Of Max Dd</b>	18-Jul-23	23-Oct-23			
<b>End Of Recovery Period</b>	3-Feb-25	-			



**RATING AND MATURITY BREAKDOWN**



**COUNTRY AND CURRENCY BREAKDOWN**



**ESG RATINGS OF THE BENCHMARK**

ESG RATING	EE-
ENVIRONMENTAL RATING	EE
SOCIAL RATING	EE
GOVERNANCE RATING	E+

**ESG DISCLOSURE**

<b>Environmental</b>	
High Climate Impact Sector Exposure (%)	56.97
GHG intensity (tonnes CO2e/USD mn)	165.34
GHG reported vs estimated	85.67/14.33
Brown Sector Exposure (%)	7.26
Green Bonds (%)	4.83
Climate-related physical risks	29.88
<b>Social</b>	
Controversial Weapons Exposure (%)	0.00
Tobacco Exposure (%)	0.00
Number Social Violations	0.00
Adherence to ILO Principles (%)	98.74
Gender Pay Gap	38.72
Female to Male Board Members	0.57
Work Related Accidents (%)	0.59
Corruption/Bribery (%)	2.61
Corruption/Bribery (# of convictions)	38.00
Corrupt./Brib. (fines and settl. in EUR M)	9500.20
<b>Governance</b>	
Independent Board Members (%)	71.06
Female Board Members (%)	33.80

**TOP 10 POSITIONS**

COMPANY	WEIGHT	ESG RATING
TORONTO-DOMINION BANK 0% 2029-01-26	0.31%	EE+
ANHEUSER-BUSCH COMPANIES LLC 4.9% 2C	0.10%	EE-
BOFA FINANCE LLC 0% 2031-02-27	0.10%	E
CVS HEALTH CORP 5.05% 2048-03-25	0.08%	EE
T-MOBILE USA INC 3.875% 2030-04-15	0.08%	EE
META PLATFORMS INC 4.875% 2035-11-15	0.08%	E
META PLATFORMS INC 5.625% 2055-11-15	0.07%	E
GOLDMAN SACHS GROUP INC 6.75% 2037-	0.07%	E+
BANK OF AMERICA CORP 3.419% 2028-12-2	0.07%	E
AMAZON.COM INC 4.875% 2036-03-13	0.07%	E+

ESG RATING: Weighted average ESG rating of the benchmark | ENV RATING: Weighted average environmental rating of the benchmark | SOC RATING: Weighted average social rating of the benchmark | GOV RATING: Weighted average governance rating of the benchmark | TOP 10 POSITIONS: Overall ESG rating of top ten benchmark constituents by weighting in the benchmark | High Climate Impact Sector Exposure (%): Benchmark exposure to activities included in Sections A to H and Section I of Annex I to Regulation (EC) No 1893/2006 | GHG intensity (tonnes CO2e/USD mn): Greenhouse gas (GHG) intensity of the benchmark | GHG reported vs estimated (%): Percentage of GHG emissions reported versus estimated | Brown Sector Exposure (%): Benchmark exposure to activities included in Divisions 05 to 09, 19 and 20 of Annex I to Regulation (EC) No 1893/2006 | Green Bonds (%): Percentage of green bonds in the benchmark portfolio | Climate-related physical risks: Exposure of the benchmark portfolio to climate-related physical risks, expressed as a weighted average physical risk score with exposure to a moderate climate change scenario in the year 2030. Scores are represented as values from 1 (lowest risk) to 100 (highest risk) | Controversial Weapons Exposure (%): Weighted average percentage of benchmark constituents in the controversial weapons sector | Controversial Weapons definition covers cluster munitions, landmines, nuclear and depleted uranium weapons, biological/chemical weapons | Tobacco Exposure (%): Weighted average percentage of benchmark constituents in the tobacco sector | Number of Social Violations: Number of benchmark constituents subject to very severe controversies related to Human Rights and Labour Rights | Adherence to ILO Principles: Weighted average percentage of benchmark constituents with no significant labour related controversies | Gender Pay Gap: Weighted average gender pay gap | Female to Male Board Members: Weighted average ratio of female to male board members | Work Related Accidents (%): Weighted average percentage of benchmark constituents with significant health & safety related controversies | Corruption/Bribery (%): Weighted average percentage of benchmark constituents with significant corruption/bribery related controversies | Corruption/Bribery (# of convictions): Numbers of convictions for violations of anti-corruption and anti-bribery laws | Corrupt./Brib. (fines and settl. in EUR M): Amount of fines for violations of anti-corruption and anti-bribery laws | Independent Board Members (%): Weighted average percentage of board members who are independent | Female Board Members (%): Weighted average percentage of female board members  
Data source: ECPI, Trucost, LSEG  
For more information on EU ESG Disclosure Regulation and ECPI published ESG dimensions, please refer to ECPI benchmark statements and/or ECPI Index rule ([www.stoxx.com](http://www.stoxx.com)).

Disclaimer  
This document has been prepared by ECPI S.r.l., a company organized and existing under the laws of Italy, with registered office at P.zza Velasca 5, Room 708 - 20122 Milan, Italy ("ECPI") as part of its internal research activity. The information provided herein and, in particular, the data contained in this document are taken from information available to the public. All information contained herein is obtained from sources believed by it to be accurate and reliable. While the opinions and information contained in this document are based on public sources believed to be reliable and in good faith, ECPI have not independently verified the accuracy of such public sources. Because of the possibility of human, technical or whatsoever kind of similar error, however, such information is provided "as is" without warranty of any kind and ECPI, in particular, makes no representation or warranty, whether express or implied, as to the fairness, accuracy, timeliness, completeness, merchantability and/or fitness of any such information and opinions contained in this document. Accordingly, neither ECPI nor any of their respective directors, managers, officers or employees shall be held liable for whatever reason (including, without limitation, liability in negligence) for any loss (including consequential loss), expense, consequential, special, incidental, direct or indirect or similar damage, whether or not advised of the possibility of such damage, in connection with the fairness, accuracy, timeliness, completeness, merchantability and/or fitness of the information and opinions contained in this document and/or arising from any use or performance of this document or its contents or otherwise arising in connection with this document. Any opinions, forecasts or estimates contained herein constitute a high-level information statement only valid as at the date of its release. There can be no assurance that the evolution of the information contained herein and/or any future events will be consistent with such opinions, forecasts or estimates. Any information herein is at any time subject to change, update or amendment subsequently to the date of this document, with no undertaking by ECPI to notify such change, update or amendment. This document is not, nor may it be construed as to constitute a recommendation to make any kind of investment decision or an offer for sale or subscription of or a solicitation of any offer to buy or subscribe for any financial instrument. Accordingly, this document may not be used as a solicitation or an offer for sale or subscription, and any solicitation or offer shall be made only in accordance with all applicable laws and regulations, including, wherever applicable, the filing of a prospectus with the relevant authorities. ECPI is not a financial advisor subject to special authorization and thus do not provide formal financial advice in the area of investment nor perform any asset management activity. ECPI recommends to potential investors wishing to be provided with formal financial advice in the area of investment to contact a financial advisor duly authorized by the competent regulatory authority of its country. ECPI publishes researches on a regular basis. This publication has been prepared on behalf of ECPI solely for information purposes. All the information contained herein is copyrighted in the name of ECPI, and none of such information may be copied or otherwise reproduced, except for personal use only, further transmitted, transferred, published, disseminated, redistributed or resold, in whole or in part, in any form or manner or by any means whatsoever, by any person without ECPI's prior written consent.